



Press release

Outside trading hours – Regulated information*

Brussels, 2 December 2022, 18h00

Publication of transparency notification(s) received by KBC Group NV

(art. 14, 1st section of the Act of 2 May 2007 concerning the disclosure of significant participations)

Summary of the notification(s)

KBC Group NV has received a number of transparency notifications on 1 December 2022, which state that BlackRock Inc. had the following percentage of voting rights (for voting securities and financial instruments that are treated as equivalent to voting securities) in KBC Group:

- dd. 22 November 2022: 5,02%
- dd. 23 November 2022: 4,96%
- dd. 24 November 2022: 5,07%
- dd. 25 November 2022: 4,98%
- dd. 28 November 2022: 5,08%

Content of the notification(s)

The notification(s) contain(s) following information:

- Reason for the notification(s): acquisition or disposal of voting securities or voting rights or financial instruments that are treated as voting securities
- Notification(s) by: BlackRock Inc.
- Persons subject to the notification requirement: see annexes
- Date(s) on which the threshold is crossed: 22, 23, 24, 25, 28 November 2022.
- Threshold that is crossed (on balance on 28 November 2022): 5%, upwards
(KBC Group's Articles of Association set a notification threshold of 3% of the total number of voting rights. In addition, the legal thresholds of 5% or any multiple thereof also apply)
- Denominator (number of shares KBC Group NV): 416 883 592
- Notified details: see annexes.
- Chain of controlled undertakings through which the holding is effectively held:
See "11: Full chain of controlled undertakings through which the holding is effectively held" in the PDF-file(s) on www.kbc.com (see below).
- The relevant notification(s) is (are) available at www.kbc.com > Investor relations > Shareholder information > Shareholder structure.

For more information, please contact:

Kurt De Baenst, General Manager, Investor Relations, KBC Group; E-mail: IR4U@kbc.com

Viviane Huybrecht, General Manager, Corporate Communication/Spokesperson, KBC Group; E-mail: pressofficekbc@kbc.be

* This press release contains information provided in compliance with European transparency legislation for listed companies. KBC Group NV is listed at NYSE Brussels.

KBC Group NV

Havenlaan 2 – 1080 Brussels
Viviane Huybrecht
General Manager, Corporate
Communication/
Spokesperson
Tel. + 32 2 429 85 45

Press Office
Tel. + 32 2 429 65 01
Tel. + 32 2 429 29 15
Fax + 32 2 429 81 60
E-mail: pressofficekbc@kbc.be

KBC press releases are available at www.kbc.com
or can be obtained by sending an e-mail to
pressofficekbc@kbc.be


Follow us on www.twitter.com/kbc_group

Annexes:

Notification re situation on 22 November 2022

A) Voting rights	Previous notification	After the transaction				
		# of voting rights	# of voting rights		% of voting rights	
			Linked to securities	Not linked to the securities	Linked to securities	Not linked to the securities
BlackRock, Inc.	0	0		0.00%		
BlackRock (Netherlands) B.V.	38,966	0		0.00%		
BlackRock (Singapore) Limited	11,210	168,221		0.04%		
BlackRock Advisors (UK) Limited	1,956,737	2,979,517		0.71%		
BlackRock Advisors, LLC	285,739	439,490		0.11%		
BlackRock Asset Management Canada Limited	146,651	282,154		0.07%		
BlackRock Asset Management Deutschland AG	1,537,487	1,405,571		0.34%		
BlackRock Asset Management North Asia Limited	2,265	15,098		0.00%		
BlackRock Capital Management, Inc.	0	101		0.00%		
BlackRock Financial Management, Inc.	36,514	69,815		0.02%		
BlackRock Fund Advisors	3,675,261	4,178,740		1.00%		
BlackRock Institutional Trust Company, National Association	3,445,927	3,709,114		0.89%		
BlackRock International Limited	59,019	48,310		0.01%		
BlackRock Investment Management (Australia) Limited	70,556	155,455		0.04%		
BlackRock Investment Management (UK) Limited	3,520,655	5,020,856		1.20%		
BlackRock Investment Management, LLC	605,612	1,382,593		0.33%		
BlackRock Japan Co., Ltd.	1,081,506	412,508		0.10%		
Aperio Group, LLC	0	147,268		0.04%		
Subtotal	16,474,105	20,414,811		4.90%		
TOTAL		20,414,811	0	4.90%	0.00%	

B) Equivalent financial instruments	After the transaction					
	Type of financial instrument	Expiration date	Exercise period or date	# of voting rights that may be acquired if the instrument is exercised	% of voting rights	Settlement
BlackRock Advisors, LLC	Contract For Difference			68,722	0.02%	cash -
BlackRock Financial Management, Inc.	Contract For Difference			23,076	0.01%	cash -
BlackRock Institutional Trust Company, National Association	Contract For Difference			55,111	0.01%	cash -
BlackRock Investment Management (UK) Limited	Contract For Difference			2,007	0.00%	cash -
Aperio Group, LLC	Depository Receipt			368,414	0.09%	cash +
TOTAL				517,330	0.12%	


 The totals will be updated once you have clicked on <CALCULATE>

TOTAL (A & B)	# of voting rights	% of voting rights
	CALCULATE	20,932,141 5.02%

Notification re situation on 23 November 2022

A) Voting rights	Previous notification	After the transaction				
		# of voting rights	# of voting rights		% of voting rights	
			Linked to securities	Not linked to the securities	Linked to securities	Not linked to the securities
Holders of voting rights						
BlackRock, Inc.	0	0		0.00%		
BlackRock (Singapore) Limited	168,221	194,650		0.05%		
BlackRock Advisors (UK) Limited	2,979,517	3,064,619		0.74%		
BlackRock Advisors, LLC	439,490	439,509		0.11%		
BlackRock Asset Management Canada Limited	282,154	282,154		0.07%		
BlackRock Asset Management Deutschland AG	1,405,571	1,405,571		0.34%		
BlackRock Asset Management North Asia Limited	15,098	14,414		0.00%		
BlackRock Capital Management, Inc.	101	0		0.00%		
BlackRock Financial Management, Inc.	69,815	135,098		0.03%		
BlackRock Fund Advisors	4,178,740	4,180,479		1.00%		
BlackRock Institutional Trust Company, National Association	3,709,114	3,710,489		0.89%		
BlackRock International Limited	48,310	48,310		0.01%		
BlackRock Investment Management (Australia) Limited	155,455	155,455		0.04%		
BlackRock Investment Management (UK) Limited	5,020,856	4,765,737		1.14%		
BlackRock Investment Management, LLC	1,382,593	1,198,556		0.29%		
BlackRock Japan Co., Ltd.	412,508	411,955		0.10%		
Aperio Group, LLC	147,268	147,268		0.04%		
Subtotal	20,414,811	20,154,264		4.83%		
TOTAL		20,154,264	0	4.83%	0.00%	

B) Equivalent financial instruments	After the transaction					
	Type of financial instrument	Expiration date	Exercise period or date	# of voting rights that may be acquired if the instrument is exercised	% of voting rights	Settlement
BlackRock Advisors, LLC	Contract For Difference			68,722	0.02%	physical -
BlackRock Financial Management, Inc.	Contract For Difference			22,067	0.01%	physical -
BlackRock Institutional Trust Company, National Association	Contract For Difference			53,870	0.01%	physical -
BlackRock Investment Management (UK) Limited	Contract For Difference			2,007	0.00%	physical -
Aperio Group, LLC	Depository Receipt			369,224	0.09%	+
TOTAL				515,890	0.12%	


 The totals will be updated once you have clicked on <CALCULATE>

TOTAL (A & B)	# of voting rights	% of voting rights
CALCULATE	20,670,154	4.96%

Notification re situation on 24 November 2022

A) Voting rights	Previous notification	After the transaction				
		# of voting rights	# of voting rights		% of voting rights	
			Linked to securities	Not linked to the securities	Linked to securities	Not linked to the securities
BlackRock, Inc.	0	0		0.00%		
BlackRock (Singapore) Limited	194,650	128,332		0.03%		
BlackRock Advisors (UK) Limited	3,064,619	4,041,687		0.97%		
BlackRock Advisors, LLC	439,509	439,509		0.11%		
BlackRock Asset Management Canada Limited	282,154	282,154		0.07%		
BlackRock Asset Management Deutschland AG	1,405,571	1,409,400		0.34%		
BlackRock Asset Management North Asia Limited	14,414	14,414		0.00%		
BlackRock Financial Management, Inc.	135,098	229,563		0.06%		
BlackRock Fund Advisors	4,180,479	4,180,479		1.00%		
BlackRock Institutional Trust Company, National Association	3,710,489	3,721,715		0.89%		
BlackRock International Limited	48,310	48,310		0.01%		
BlackRock Investment Management (Australia) Limited	155,455	155,455		0.04%		
BlackRock Investment Management (UK) Limited	4,765,737	4,651,528		1.12%		
BlackRock Investment Management, LLC	1,198,556	754,051		0.18%		
BlackRock Japan Co., Ltd.	411,955	411,955		0.10%		
Aperio Group, LLC	147,268	147,268		0.04%		
Subtotal	20,154,264	20,615,820		4.95%		
TOTAL		20,615,820	0	4.95%	0.00%	

B) Equivalent financial instruments	After the transaction					
	Type of financial instrument	Expiration date	Exercise period or date	# of voting rights that may be acquired if the instrument is exercised	% of voting rights	Settlement
BlackRock Advisors, LLC	Contract For Difference			68,722	0.02%	physical -
BlackRock Financial Management, Inc.	Contract For Difference			22,812	0.01%	physical -
BlackRock Institutional Trust Company, National Association	Contract For Difference			53,870	0.01%	physical -
BlackRock Investment Management (UK) Limited	Contract For Difference			2,007	0.00%	physical -
Aperio Group, LLC	Depository Receipt			369,224	0.09%	physical +
TOTAL				516,635	0.12%	


 The totals will be updated once you have clicked on <CALCULATE>

TOTAL (A & B)		# of voting rights	% of voting rights
	CALCULATE	21,132,455	5.07%

Notification re situation on 25 November 2022

A) Voting rights	Previous notification		After the transaction		
	# of voting rights	# of voting rights		% of voting rights	
		Linked to securities	Not linked to the securities	Linked to securities	Not linked to the securities
BlackRock, Inc.	0	0		0.00%	
BlackRock (Singapore) Limited	128,332	138,144		0.03%	
BlackRock Advisors (UK) Limited	4,041,687	3,950,699		0.95%	
BlackRock Advisors, LLC	439,509	439,509		0.11%	
BlackRock Asset Management Canada Limited	282,154	282,154		0.07%	
BlackRock Asset Management Deutschland AG	1,409,400	1,409,400		0.34%	
BlackRock Asset Management North Asia Limited	14,414	14,414		0.00%	
BlackRock Financial Management, Inc.	229,563	120,514		0.03%	
BlackRock Fund Advisors	4,180,479	4,189,594		1.00%	
BlackRock Institutional Trust Company, National Association	3,721,715	3,720,888		0.89%	
BlackRock International Limited	48,310	48,310		0.01%	
BlackRock Investment Management (Australia) Limited	155,455	155,455		0.04%	
BlackRock Investment Management (UK) Limited	4,651,528	4,439,216		1.06%	
BlackRock Investment Management, LLC	754,051	754,051		0.18%	
BlackRock Japan Co., Ltd.	411,955	412,489		0.10%	
Aperio Group, LLC	147,268	154,467		0.04%	
Subtotal	20,615,820	20,229,304		4.85%	
TOTAL		20,229,304	0	4.85%	0.00%

B) Equivalent financial instruments	After the transaction					
	Type of financial instrument	Expiration date	Exercise period or date	# of voting rights that may be acquired if the instrument is exercised	% of voting rights	Settlement
BlackRock Advisors, LLC	Contract For Difference			68,722	0.02%	physical -
BlackRock Financial Management, Inc.	Contract For Difference			22,812	0.01%	physical -
BlackRock Institutional Trust Company, National Association	Contract For Difference			53,870	0.01%	physical -
BlackRock Investment Management (UK) Limited	Contract For Difference			2,007	0.00%	physical -
Aperio Group, LLC	Depository Receipt			369,272	0.09%	physical +
TOTAL				516,683	0.12%	


 The totals will be updated once you have clicked on <CALCULATE>

TOTAL (A & B)	# of voting rights	% of voting rights
	CALCULATE	20,745,987
		4.98%

Notification re situation on 28 November 2022

A) Voting rights	Previous notification		After the transaction			
	# of voting rights	# of voting rights		% of voting rights		
		Linked to securities	Not linked to the securities	Linked to securities	Not linked to the securities	
BlackRock, Inc.	0	0		0.00%		
BlackRock (Singapore) Limited	138,144	96,686		0.02%		
BlackRock Advisors (UK) Limited	3,950,699	4,436,728		1.06%		
BlackRock Advisors, LLC	439,509	444,071		0.11%		
BlackRock Asset Management Canada Limited	282,154	286,665		0.07%		
BlackRock Asset Management Deutschland AG	1,409,400	1,410,610		0.34%		
BlackRock Asset Management North Asia Limited	14,414	23,466		0.01%		
BlackRock Financial Management, Inc.	120,514	68,683		0.02%		
BlackRock Fund Advisors	4,189,594	4,189,594		1.00%		
BlackRock Institutional Trust Company, National Association	3,720,888	3,711,165		0.89%		
BlackRock International Limited	48,310	48,310		0.01%		
BlackRock Investment Management (Australia) Limited	155,455	155,455		0.04%		
BlackRock Investment Management (UK) Limited	4,439,216	4,452,126		1.07%		
BlackRock Investment Management, LLC	754,051	779,095		0.19%		
BlackRock Japan Co., Ltd.	412,489	413,975		0.10%		
Aperio Group, LLC	154,467	155,615		0.04%		
Subtotal	20,229,304	20,672,244		4.96%		
TOTAL		20,672,244	0	4.96%	0.00%	

B) Equivalent financial instruments	After the transaction					
	Type of financial instrument	Expiration date	Exercise period or date	# of voting rights that may be acquired if the instrument is exercised	% of voting rights	Settlement
BlackRock Advisors, LLC	Contract For Difference			68,722	0.02%	physical -
BlackRock Financial Management, Inc.	Contract For Difference			21,959	0.01%	physical -
BlackRock Institutional Trust Company, National Association	Contract For Difference			52,819	0.01%	physical -
BlackRock Investment Management (UK) Limited	Contract For Difference			2,046	0.00%	physical -
Aperio Group, LLC	Depository Receipt			370,352	0.09%	+
TOTAL				515,898	0.12%	

 The totals will be updated once you have clicked on <CALCULATE>

TOTAL (A & B)	# of voting rights	% of voting rights
CALCULATE	21,188,142	5.08%