



Brussels, 12 November 2014

Benelux biotech sector attracts strong interest from top segment of US investors

On November 13, 2014, KBC Securities, supported by FlandersBio and Flanders Investment & Trade, will host the third edition of its Annual Benelux Biotech & Healthcare Conference in New York. The conference offers a unique opportunity to meet with top executives of 14 listed companies and 1 pre-IPO company, providing an excellent overview of the vibrant Benelux Life Sciences landscape. This conference is one of several initiatives of KBC Securities and underlines the firm's continued support for the sector.

Following successful editions in 2012 and 2013, KBC Securities hosts the third edition of its Benelux Biotech & Healthcare conference on November 13, 2014 in New York City. In a matter of years, the event has evolved to a must-attend gathering for the leadership of healthcare companies in the Benelux. The 37% increase of the Benelux Biotech index in 2014, outperforming the Nasdaq Biotech index, is a testimony of the success of this innovation driven sector.

At the first edition in 2012, the attending companies represented € 9.6bn in market capitalization, of which € 2.1bn by SMEs. Today, in this 3rd edition, the represented value has increased by over 70% to € 16.3bn, of which € 3.8bn by SMEs. This value increase was driven by a growth in market value of existing companies (+30% since 2012) as well as the addition of as many as 5 new biotech companies that went public in the last 18 months. Three of the companies listed on Euronext Brussels and two on the NASDAQ.

The Event is now firmly on the map of specialized Healthcare investors in New York and beyond. The number of one on one meetings in this third edition increased by 60% versus the 2012 edition, and moreover, investors are on average more meetings. This underlines the growing interest in as well as the increasing quality of the investment opportunities offered to the US specialist investor.

While 2014 has been a good year from sector, corporate development and financing viewpoints, share price evaluations have been mixed. However, the substantial interest from top tier biotech & healthcare US investors underlines that the sector has grown up and is here to stay.

Companies joining the 2014 event are Ablynx, arGEN-X, Arseus, Cardio3 Biosciences, Galapagos, Genticel, IBA, MDxHealth, Pharming, Promethera, Prosensa, ThromboGenics, Tigenix, UCB and Uniquere.

KBC Group NV

Havenlaan 2 – 1080 Brussels
Viviane Huybrecht
General Manager
Corporate Communication /Spokesperson
Tel. +32 2 429 85 45

Press Office
Tel. +32 2 429 65 01
Tel. +32 2 429 29 15
Fax +32 2 429 81 60
E-mail: pressofficekbc@kbc.be

KBC press releases are available at www.kbc.com
or can be obtained by sending an e-mail to
pressofficekbc@kbc.be

Follow us on www.twitter.com/kbc_group

12 November 2014

THIS DOCUMENT IS NOT PRODUCED BY KBC SECURITIES USA, INC.

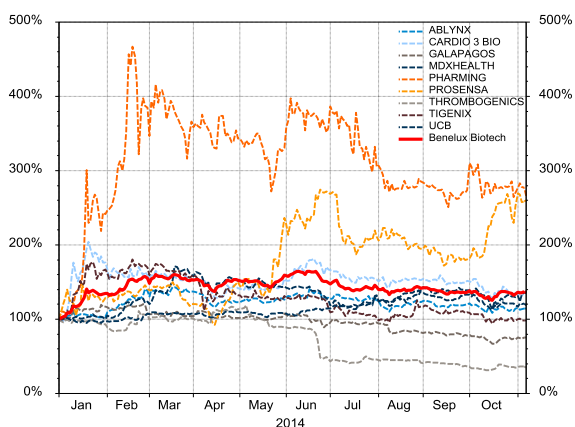
12 November 2014

BENELUX PUBLIC BIOTECH: NEW BLOOD JOINS A PROGRESSING SECTOR

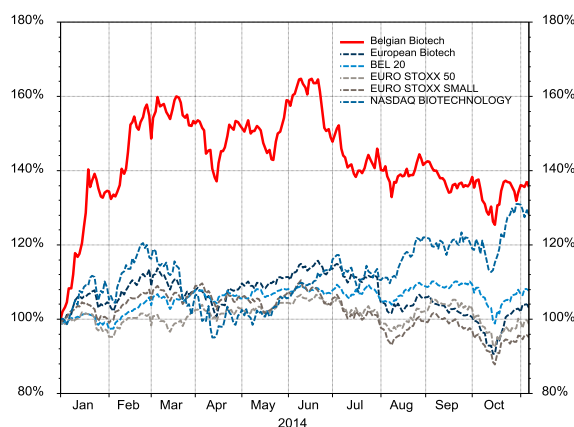
2014 has been marked by a very high number of IPOs

2014 has been a good year from sector, corporate development and financing viewpoints, though share price evaluations have been mixed. However, the innovation-driven Benelux healthcare companies comfortably maintained their leadership in the European scene, marked by a very high number of IPOs, both on Euronext and Nasdaq.

BENELUX BIOTECH



Source: Thomson Reuters Datastream



Source: Thomson Reuters Datastream

Source: KBC Securities research and Thomson Datastream

(year-to-date graphs exclude 2014 IPO companies)

BENELUX BIOTECH INDEX

Benelux Biotech index beats US and European biotech indices

After a very strong start in 1H14, our composite Benelux Biotech index declined in 2H14, but still has a 37% gain year-to-date, beating another strong year of the Nasdaq biotech index (+30%), and largely outperforming the European biotech index (+3%), and the European small-cap index (-5%).

Benelux biotech index: >75% of the constituents gained YTD

While over 75% of the constituents have made gains YTD, the Benelux biotech index reflects the wide-ranging performances of its members, with the +250% performances of Pharming and Prosenza comfortably offsetting the 63% decline of Thrombogenics (2014-listed companies are excluded from our year-to-date analysis).

RECORD HIGH NUMBER OF IPOs

2014 market by high number of IPOs

2014 was marked by a record number of biotech IPOs of Benelux-linked companies. Belgian arGEN-X and Belgo-French Gentical chose to list on Euronext Brussels, while Dutch uniQure and ProQr listed on Nasdaq. With this number of listings, Benelux Biotech confirms its leading position in Europe, joining the French and UK markets which saw a high number of IPOs in 2014.

Benelux biotech pulls € 320m out of markets via IPOs and 4 private raisings

The four IPOs raised € 225m and combined with the private placements of Ablynx, Cardio3, MDxHealth, and Pharming, the amount raised in 2014 by public Benelux biotech reached a record € 320m.

12 November 2014

PIPELINE PROGRESSION, ACQUISITIONS AND DIVESTMENTS

Benelux sector continued to progress

The Benelux biotech index performed well and newly-listed companies provided new blood to the public market. While for some companies, 2014 was a transition year towards the next pipeline milestone, others moved pipeline products to the next phase or made important strategic decisions.

In 2014, six biotechs pushed a lead product in to the next phase

In 2014, Ablynx transitioned into a phase-3-ready company thanks to unexpectedly strong results in its TTP orphan program. Gentical kicked off its phase 2 program with its HPV therapeutic vaccine while arGEN-X published the first results with its lead product in cancer patients and is preparing to start phase-2 testing. UCB published positive phase 3 results for a new epilepsy drug while Vimpat gained US approval in epilepsy monotherapy. Pharming got the thumbs up from the FDA for Ruconest and Prosensa is filing its drisapersen dossier for the US market. MDxHealth received Medicare support for ConfirmMDx.

PIVOTAL EVENTS IN BENELUX BIOTECH (PUBLIC COMPANIES)

Timing	Company	Project	Indication	Comment
2Q14	Ablynx	Caplazizumab	TTP	Strong efficacy & data, potential basis to file + refinancing
2Q14	Argen-X	ARGX-110	Cancer	First signs of efficacy + IPO
3Q14	Cardio3 Biosciences	C-cure	Heart fail	Joint venture in China, US acquisition + refinancing
1Q14	Galapagos	GLPG-634	Rheuma	Divest Services unit, delay phase 2b program, failed p2 UC asset
1Q14	Gentical	ProCervix	HPV	Initiation phase 2 to prevent cervix cancer + IPO
2013	MDxHealth	ConfirmMDx	Prostate	Strong ramp-up, Medicare pricing, Cologuard + refinancing
3Q14	Pharming	Ruconest	HAE	FDA approval and US launch by Salix + refinancing
3Q14	Prosensa	Drisapersen	DMD	Rolling filing launched at FDA
2Q14	Thrombogenics	Jetrea	VMA	Disappointing ramp-up + restructuring
1Q14	Tigenix	ChondroCelect	Cartilage	Divestment ChondroCelect asset, finalizing enrolment Cx611
4Q14	UCB	Briva/Vimpat	Epilepsy	Positive p3 briva, approval monotherapy Vimpat, divestment KU
2Q14	Uniqure	Glybera	LLP	Delay in European launch + IPO

Source: KBC Securities

3 biotechs divested commercial assets

Next to the IPOs, several companies made important corporate development choices, based on strategic considerations. Galapagos sold its profitable Services unit to Charles River, Tigenix divested its ChondroCelect asset and UCB sold its US generics business to private equity. All decisions were driven by a move to free up resources for the companies' core value drivers. Several companies also acquired new assets. Cardio3 closed a joint venture to develop its C-Cure in China and acquired US assets that strengthen its cardio product portfolio. Pharming and uniQure also acquired new technologies that complement their core platforms.

3 companies acquired add-on platforms

Commercial and pipeline setbacks are part of the business

Typical of the biotech sector are its notorious setbacks. Thrombogenics' Jetrea faced commercial hiccups and the company failed to transform itself into an attractive acquisition target. Galapagos also faced setbacks in its pipeline development with its ulcerative colitis compound and the immunology alliance with GSK.

12 November 2014

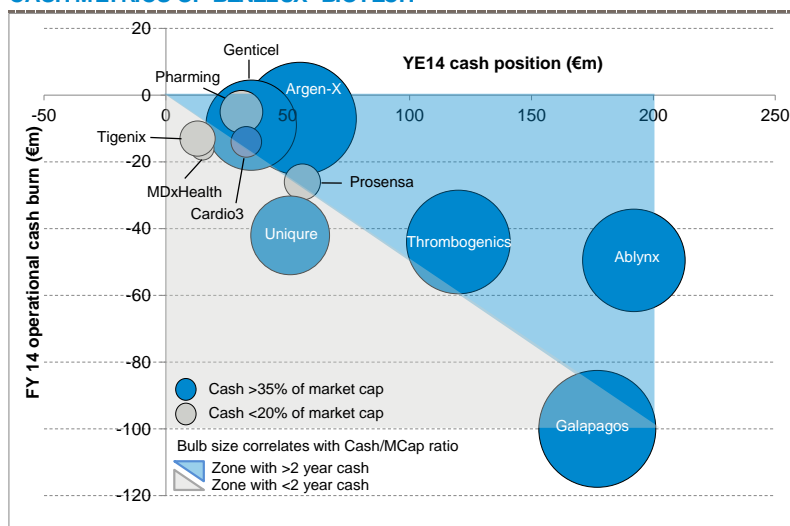
STRONG CASH POSITIONS

Very strong cash positions for Benelux Biotechs

- Over half of the companies have a market value where cash represents >35%. For ABLX, ARGX, GLPG, THR, the cash position is even half the market value (bulb size & colour).

- 8 of 11 companies have cash until 2017 and beyond (blue zone). At current burn rates, MDXH, TIG, QURE will have to refinance in 12-18 months (grey zone).

CASH METRICS OF BENELUX BIOTECH



Source: KBC Securities research

INCREASING INTEREST FROM US SPECIALIST INVESTORS

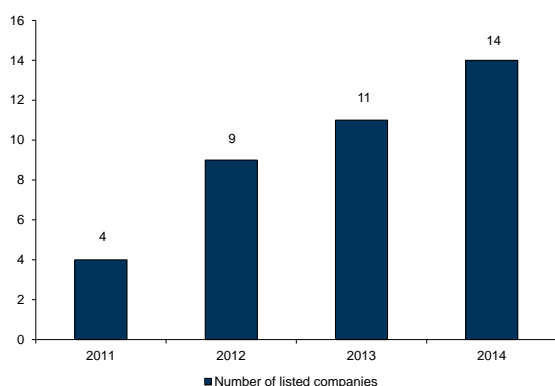
US investors took two thirds of the public raisings in 2014

All of the above has led to increasing interest from US investors, which means that US investments now represent around two thirds of the funds raised during the 2014 IPOs and refinancing transactions. This continued interest was highly visible in the success of the KBCS Biotech & Healthcare event, which has grown in less than 3 years to become a must-attend event for both the executives of the publicly-listed healthcare companies and US investors who are focused on finding interesting opportunities in Biotech and Healthcare.

KBCS Biotech and Healthcare conference enjoys increasing interest from investors and companies

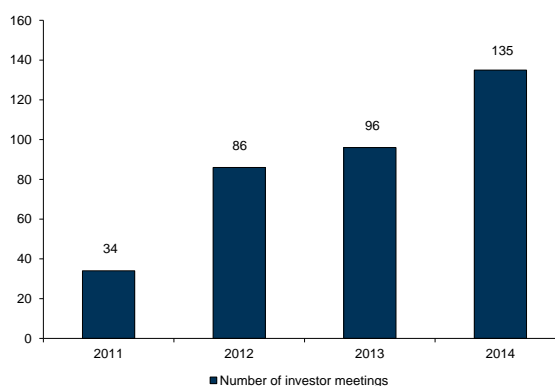
The Conference has grown organically over the years. In November 2011, KBC Securities organized its generalist Benelux Conference, and of the 12 companies present, four were LifeSci companies. Given the good traction and significant investor interest in these companies, the idea was born to set up a dedicated Conference for this sector.

NUMBER OF LISTED COMPANIES ATTENDING



Source: KBC Securities

NUMBER OF INVESTOR MEETINGS



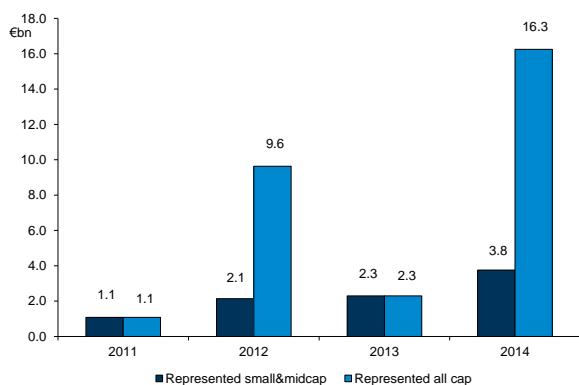
Source: KBC Securities

12 November 2014

Value represented increased by 70%

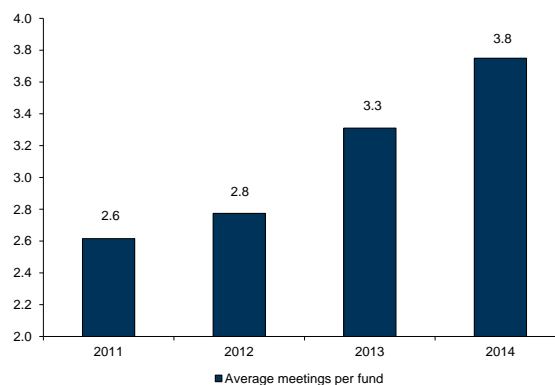
In 2012, at the first edition of the event, nine listed companies participated, for a total market cap of € 2.1bn, and € 9.6bn including UCB. This year, the 14 companies attending represent a € 3.8bn market cap, or € 16.3bn including UCB.

MARKET VALUE REPRESENTED (€ BN)



Source: KBC Securities

AVERAGE NUMBER OF MEETINGS PER FUND

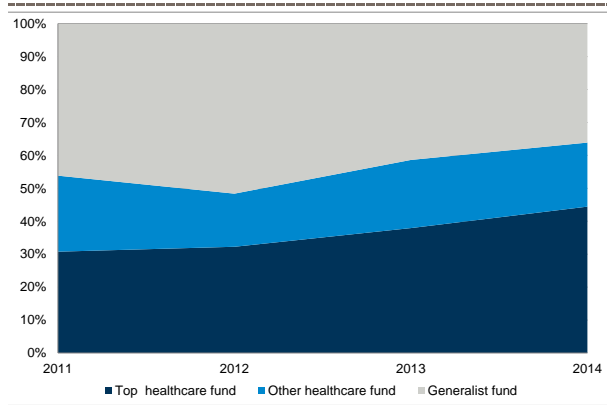


Source: KBC Securities

Investor contacts increased by 60%

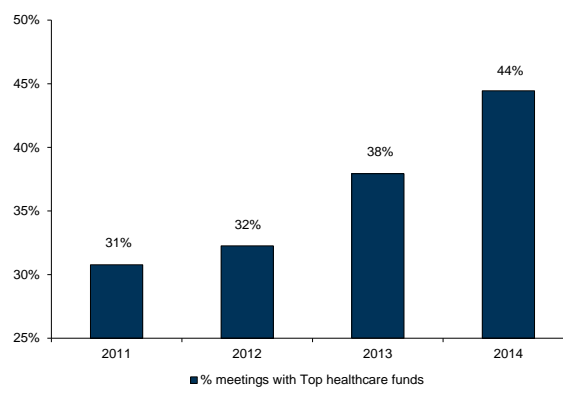
The number of investor contacts in this third edition increased by 60% compared to the 2012 edition, driven by a 25% increase in individual investors attending, but also because investors want to meet more companies (growing from 2.8 meetings per investor in 2012 to 3.8 in 2014). This is an example of the increasing quality of the investment opportunities being offered to the US specialist investor.

MEETINGS PER FUND TYPE



Source: KBC Securities

% MEETINGS WITH TOP US HEALTHCARE FUNDS



Source: KBC Securities

Close to 50% of the meetings are with top US biotech funds

Moreover, close to half of the meetings are with top US biotech funds, something that was almost unimaginable 3 years ago.

12 November 2014

DISCLOSURE & DISCLAIMER SECTION

The company disclosures can also be consulted on our website <http://www.kbcsecurities.com/disclosures>.

KBC Securities uses an absolute rating system including terms such as Buy, Accumulate, Hold, Reduce and Sell (see definitions below).

Stock rating	Definition
BUY	Expected total return (including dividends) of 10% or more over a 6-month period
ACCUMULATE	Expected total return (including dividends) between 0% and 15% over a 6-month period
HOLD	Expected total return (including dividends) between -5% and 5% over a 6-month period
REDUCE	Expected total return (including dividends) between -15% and 0% over a 6-month period
SELL	Expected total return (including dividends) of -10% or worse over a 6-month period

Due to external factors and in exceptional cases, KBC Securities allows the use of ratings such as Accept the Offer, Black Out, No Recommendation or Suspended.

Our analysts assign one of those ratings based on their investment outlook and valuation for the concerned stock. The valuation can be based on different methodologies such as DCF (discounted cash flow), absolute multiples, peer group multiples, sum-of-parts or NAV (Net Asset Value). The valuation is reflected in a 6-month target price. Occasionally, the expected total return may fall outside of these ranges because of price movement and/or volatility. Such deviations will be permitted but will be closely monitored. Investors should carefully read the definitions of all ratings used in each research report. In addition, since the report contains more complete information concerning the analyst's view, investors should carefully read the entire report and not infer its contents from the rating alone. KBC Securities may disclose the drafts of its reports to the issuers before their dissemination for the purpose of verifying the accuracy of factual statements, except when the draft includes a rating or a target price. In case the draft has been amended following this disclosure, such amendments will be indicated in the concerned report.

KBC Securities will provide periodic updates on companies/industries based on company-specific developments or announcements, market conditions or any other publicly available information.

KBC Securities policy prohibits its analysts and members of their households from owning securities of any company in the analyst's area of coverage.

12 November 2014

CONTACT DETAILS

ANALYST TEAM

Analyst	Contact	Coverage
Wouter Vanderhaeghen (Head of Research)	+32 2 429 37 30	Shipping & Industrials
Jan De Kerpel	+32 2 429 84 67	Biotech & Pharma
Ruben Devos	+32 2 429 58 43	Telco & Media
Matthias De Wit	+32 2 429 37 17	Financials
Yves Franco	+32 2 429 45 04	Holdings & Staffing
Dieter Furniere	+32 2 429 18 96	Engineering, Transport & Utilities
Wim Hoste	+32 2 429 37 13	Chemicals & Breweries
Guy Sips	+32 2 429 30 02	Small & Midcaps Benelux
Koen Overlaet-Michiels	+32 2 429 37 21	Real Estate
Alan Vandenberghe	+32 2 429 18 06	Credit Research
Dirk Verbiesen	+32 2 429 39 41	Oil Services & Construction
Pascale Weber	+32 2 429 37 32	Retail & Food Producers

EQUITY SALES TEAM

Sales	Contact
Sebastien Fuki (Head of Sales)	+32 2 417 53 43
Stefaan De Lathouwer	+32 2 417 44 68
Xavier Gossaert	+32 2 417 53 68
Margo Joris	+32 2 417 25 66
Kris Kippers	+32 2 417 28 08
Augustin Lanne	+32 2 417 51 45
Tim Leemans	+32 2 417 32 28
Marco Miserez	+32 2 417 36 81

Sales (US)

Hubert Dubrulle (Head of US Sales)	+1 212 845 22 74
Sebastiaan Pol	+1 212 845 20 52
Sofie Van Gijssel	+1 212 541 06 48

Sales Trading

Isabel Sebreghts	+32 2 417 63 63
Tim Leemans	+32 2 417 32 28
Marco Miserez	+32 2 417 36 81
Loïc De Smet	+32 2 417 36 99

BOND SALES TEAM

Sales	Contact
Alexander Lehmann (Head of Sales)	+32 2 417 46 25
Maurizio Bartolo	+32 2 417 48 02
Bert Beckx	+32 2 417 31 57
Toon Boyen	+32 2 417 25 65
Valentin Checa	+32 2 417 25 40
Alban Kerdranvat	+32 2 417 25 45
Bart Mathijssen	+32 2 417 57 12
Koen Princen	+32 2 417 44 65

12 November 2014

The company disclosures can be consulted on our website <http://www.kbcsecurities.com/disclosures>.

KBC Securities NV
Havenlaan 12
Avenue du Port
1080 Brussels
Belgium
+32 2 417 44 04
Regulated by FSMA and NBB

KBC Securities USA, Inc.
1177 Avenue of the Americas
New York, NY 10036
US
+1 212 845 2200
Regulated by FINRA

KBC Securities NV Polish Branch
ul. Chmielna 85/87
00-805 Warsaw
Poland
+48 22 581 08 00
Regulated by PFSA

KBC Securities Patria
Jungmannova 745/24
110 00 Prague 1
Czech Republic
+420 221 424 111
Regulated by CNB

KBC Securities NV Hungarian Branch
Lechner Ödön fasor 10
1095 Budapest
Hungary
+361 483 4005
Regulated by PSZAF

Analyst certification: The analysts identified in this report each certify, with respect to the companies or securities that the individual analyses that (i) the views expressed in this publication reflect his or her personal views about the subject companies and securities, and (ii) he or she receives compensation that is based upon various factors, including his or her employer's total revenues, a portion of which are generated by his or her employer's investment banking activities, but not in exchange for expressing the specific recommendation(s) in this report.

This publication has been prepared by KBC Securities NV which is regulated by FSMA (Financial Services and Markets Authority) and by NBB (National Bank of Belgium) or one of its European subsidiaries (together "KBC Securities"). This publication is provided for informational purposes only and is not intended to be an offer, or the solicitation of any offer, to buy or sell the securities referred to herein. This document is not produced by KBC Securities USA, Inc. No part of this publication may be reproduced in any manner without the prior written consent of KBC Securities.

The information herein has been obtained from, and any opinions herein are based upon, sources believed reliable, but neither KBC Securities nor its affiliates represent that it is accurate or complete, and it should not be relied upon as such. All opinions, forecasts, and estimates herein reflect our judgement on the date of this publication and are subject to change without notice.

From time to time, KBC Securities, its principals or employees may have a position in the securities referred to herein or hold options, warrants or rights with respect thereto or other securities of such issuers and may make a market or otherwise act as principal in transactions in any of these securities. Any such persons may have purchased securities referred to herein for their own account in advance of the release of this publication. KBC Securities and principals or employees of KBC Securities may from time to time provide investment banking or consulting services to, or serve as a director of a company being reported on herein.

This publication is provided solely for the information and use of professional investors who are expected to make their own investment decisions without undue reliance on this publication. Investors must make their own determination of the appropriateness of an investment in any securities referred to herein based on the merits and risks involved, their own investment strategy and their legal, fiscal and financial position. Past performance is no guarantee for future results. By virtue of this publication, none of KBC Securities or any of its employees shall be responsible for any investment decision.

KBC Securities has implemented certain in-house procedures known as Chinese walls that aim to prevent the inappropriate dissemination of inside information. E.g. a Chinese wall surrounds the corporate finance department within KBC Securities. Further measures have been taken with regard to the separation of certain activities that could lead to conflicts of interest with other activities within KBC Securities.

In the United States this publication is being distributed to U.S. Persons by KBC Securities USA, Inc., which accepts responsibility for its contents. Orders in any securities referred to herein by any U.S. investor should be placed with KBC Securities USA, Inc. and not with any of its foreign affiliates. KBC Securities USA, Inc. and/or its affiliates may own 1% or more of the subject company's common equity securities. KBC Securities USA, Inc. or its affiliates may have managed or co-managed a public offering of the subject company's securities in the past 12 months, or received compensation for investment banking services from the subject company in the past 12 months, or expect to receive or intend to seek compensation for investment banking services from the subject company in the next three months. Any U.S. recipient of this report that is not a bank or broker-dealer and that wishes to receive further information regarding, or to effect any transaction in, any security discussed in this report, should contact and place orders with KBC Securities USA, Inc. This report is being distributed in the United States solely to investors that are (i) "major U.S. institutional investors" (within the meaning of SEC Rule 15a-6 and applicable interpretations relating thereto) that are also "qualified institutional buyers" (QIBs) within the meaning of SEC Rule 144A promulgated by the United States Securities and Exchange Commission pursuant to the Securities Act of 1933, as amended (the "Securities Act") or (ii) investors that are not "U.S. Persons" within the meaning of Regulation S under the Securities Act and applicable interpretations relating thereto. The offer or sale of certain securities in the United States may be made to QIBs in reliance on Rule 144A. Such securities may include those offered and sold outside the United States in transactions intended to be exempt from registration pursuant to Regulation S. This report does not constitute in any way an offer or a solicitation of interest in any securities to be offered or sold pursuant to Regulation S. Any such securities may not be offered or sold to U.S. Persons at this time and may be resold to U.S. Persons only if such securities are registered under the Securities Act of 1933, as amended, and applicable state securities laws, or pursuant to an exemption from registration. The products sold by KBC Securities USA, Inc or any affiliate thereof, including KBC Securities, are not insured by the FDIC, are not obligations of or guaranteed by KBC Bank NV or its affiliates, and are subject to investment risks, including possible loss of the entire amount invested.

This publication is for distribution in or from the United Kingdom only to persons who are authorised persons or exempted persons within the meaning of the Financial Services and Markets Act 2000 of the United Kingdom or any order made thereunder or to investment professionals as defined in Section 19 of the Financial Services and Markets Act 2000 (Financial Promotion) Order 2005 and is not intended to be distributed or passed on, directly or indirectly, to any other class of persons.

This publication is for distribution in Canada only to pension funds, mutual funds, banks, asset managers and insurance companies.

The distribution of this publication in other jurisdictions may be restricted by law, and persons into whose possession this publication comes should inform themselves about, and observe, any such restrictions. In particular this publication may not be sent into or distributed, directly or indirectly, in Japan or to any resident thereof.