

# KBC Group / Bank Covered Bond Investor Presentation August 2013

More information: [www.kbc.com](http://www.kbc.com) or on your mobile: [m.kbc.com](http://m.kbc.com)  
KBC Group - Investor Relations Office - Email: [investor.relations@kbc.com](mailto:investor.relations@kbc.com)



# Important information for investors

- The information in this document has been prepared by KBC Bank NV (**KBC Bank**) solely for use at a presentation to be held in connection, inter alia, with a potential offering (the **Offering**) of Covered Bonds (the **Covered Bonds**) by KBC Bank.
- In the event the Offering proceeds, investment in the Covered Bonds will involve certain risks. A summary of the material risks relating to the Offering will be set out in the section headed "Risk Factors" in the prospectus. There may be additional material risks that are currently not considered to be material or of which KBC Bank and its advisors or representatives are unaware.
- KBC Bank believes that this presentation is reliable, although some information is summarised and therefore incomplete. Financial data is generally unaudited. KBC Bank cannot be held liable for any loss or damage resulting from the use of the information.
- Forward-looking statements:
  - This presentation includes contains non-IFRS information and "forward-looking statements" relating to KBC Bank including with respect to the strategy, earnings and capital trends of KBC Bank, that are subject to known and unknown risks and uncertainties, many of which are outside of KBC Bank's control and are difficult to predict, that may cause actual results to differ materially from any future results expressed or implied from the forward-looking statements. In this presentation, the words "anticipates," "believes," "estimates," "seeks," "expects," "plans," "intends" and similar expressions, as they relate to KBC Bank, are intended to identify forward-looking statements. Important factors that could cause actual results to differ materially from such expectations include, without limitation: the inability to obtain necessary regulatory approvals or to obtain them on acceptable terms; the economic environment of the industries in which KBC Bank operates; costs associated with research and development; changes in the prospects for products in the pipeline or under development by KBC Bank; dependence on the existing management of KBC Bank; changes or uncertainties in tax laws or the administration of such laws; changes or uncertainties in the laws or regulations applicable to the markets in which KBC Bank operates. All written and oral forward-looking statements attributable to KBC Bank or persons acting on its behalf are expressly qualified in their entirety by the cautionary statements above. KBC Group does not intend, or undertake any obligation, to update these forward-looking statements.
  - Much of the information in these slides relates to KBC Group NV (including KBC Bank and KBC Insurance NV) (**KBC Group**) and may not, therefore, be wholly relevant to the performance or financial condition of KBC Bank and its subsidiaries. Those interested in KBC Bank should not place undue reliance or attach too great importance to the information contained in these slides relating to KBC Group.
  - This document and its contents are confidential and are being provided to you solely for your information and may not be retransmitted, further distributed to any other person or published, in whole or in part, by any medium or in any form for any purpose. The opinions presented herein are based on general information gathered at the time of writing and are subject to change without notice. KBC Bank relies on information obtained from sources believed to be reliable but does not guarantee its accuracy or completeness.

# Important information for investors

- This presentation is provided for information purposes only. This presentation does not constitute an offer or invitation to sell, or any solicitation of any offer to subscribe for or purchase any securities, and nothing contained herein shall form the basis of any contract or commitment whatsoever. Investors and prospective investors in the Covered Bonds of KBC Bank are required to make their own independent investigation and appraisal of the business and financial condition of KBC Bank and the nature of the Covered Bonds. Any decision to purchase Covered Bonds in the context of the Offering, if any, should be made solely on the basis of information contained in the prospectus published in relation to such Offering. No reliance may be placed for any purpose whatsoever on the information contained in this presentation, or any other material discussed verbally, or on its completeness, accuracy or fairness. This presentation does not constitute a recommendation regarding the Covered Bonds of the KBC Bank.
- Any offer of Covered Bonds to the public that may be deemed to be made pursuant to this document in any EEA Member State that has implemented Directive 2003/71/EC (together with any applicable implementing measures in any Member State, the **Prospectus Directive**) is only addressed to qualified investors in that Member State within the meaning of the Prospectus Directive.
- A prospectus prepared pursuant to the Prospective Directive is intended to be published, which, if published, can be obtained in accordance with the applicable rules. A decision to purchase or sell our securities should be made only on the basis of a prospectus prepared for that purpose and on the information contained or incorporated by reference therein.
- This document is only being distributed to and is only directed at (i) persons who are outside the United Kingdom or (ii) to investment professionals falling within Article 19(5) of the Financial Services and Markets Act 2000 (Financial Promotion) Order 2005 (the **Order**) or (iii) high net worth entities, and other persons to whom it may lawfully be communicated, falling within Article 49(2)(a) to (d) of the Order (all such persons together being referred to as **relevant persons**). Any investment activity to which this communication may relate is only available to, and any invitation, offer, or agreement to engage in such investment activity will be engaged in only with, relevant persons. Any person who is not a relevant person should not act or rely on this document or any of its contents.
- Neither this presentation nor any copy of it may be taken or transmitted into, or distributed, directly or indirectly in, the United States of America (or to U.S. persons), its territories or possessions, Canada, Australia or Japan. This presentation is not a public offer of securities for sale in the United States. The Covered Bonds proposed in the Offering have not been and will not be registered under the U.S. Securities Act of 1933 (the "Securities Act"), or the laws of any state or other jurisdiction of the United States, and may not be offered or sold within the United States or to U.S. persons, absent registration or an exemption from, or in a transaction not subject to, the registration requirements of the Securities Act and applicable state laws. The Issuer does not intend to register any portion of the Offering in the United States or conduct a public offering of securities in the United States. The Securities are subject to U.S. tax law requirements. KBC Bank does not intend to register any portion of the proposed Offering under the applicable securities laws of the United States, Canada, Australia or Japan. Any failure to comply with these restrictions may constitute a violation of U.S., Canadian, Australian or Japanese securities laws, as applicable. The distribution of this document in other jurisdictions may also be restricted by law, and persons into whose possession this document comes should inform themselves about, and observe, any such restrictions.
- By reading this presentation, each investor is deemed to represent that it understands and agrees to the foregoing restrictions.

# Executive summary

- **KBC Bank has strong and diversified financial performance**
  - Strong core banking operations in Belgium and CEE region
  - Highly liquid – a loyal deposit base and low refinancing needs
  - Conservative risk profile – credit costs in the Belgian private persons segment around 5 bp at 2Q2013
  - Well capitalised – pro forma\* CT1 Ratio of 12.6% at the end of June 2013 at KBC Group
  
- **Sound economic picture provides strong support for Belgian housing market**
  - High private savings ratio of 15.2%
  - Belgian unemployment is significantly below the EU average
  - Demand still outstrips supply
  
- **KBC's covered bonds are backed by strong legislation and superior collateral**
  - KBC's Covered Bonds are rated Aaa/AAA (Moody's/Fitch) rated
  - Cover pool: Belgian residential mortgage loans
  - Strong Belgian legislation – inspired by German Pfandbriefen law
  - KBC has a disciplined origination policy – 2007 to 2012 average residential mortgage loan losses below 2 bp
  - CRD and UCITS compliant / 10% risk-weighted
  
- **As at 29 August 2013 KBC already issued four successful benchmark covered bonds (3, 5, 7 and 10 year)**

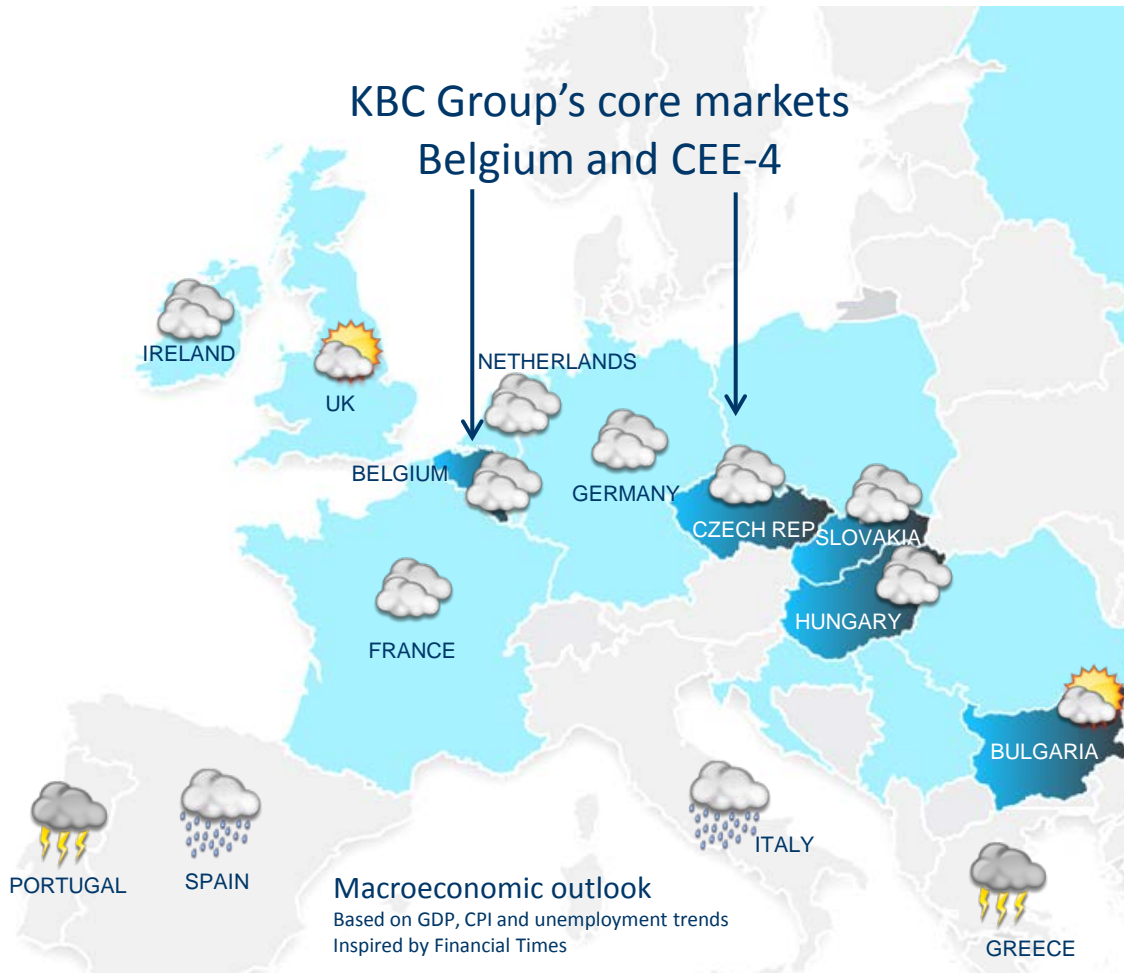
\* 1H13 pro forma CT1 includes the effects of the accelerated repayment of 1.17bn EUR of State aid to the Flemish Regional Government (+50% penalty), the impact of the transfer of part of the shareholder loans and the impact of the signed divestment of KBC Banka

# Contents

Page nr.

<b>1</b>	Key highlights of KBC Group/Bank	<b>6</b>
<b>2</b>	Overview of Belgian housing and mortgage market	<b>18</b>
<b>3</b>	Review of Belgian covered bond legislation	<b>25</b>
<b>4</b>	KBC Bank residential mortgage covered bond programme	<b>31</b>
<b>5</b>	Appendices	<b>39</b>

# Well-defined core markets provide access to 'new growth' in Europe



MARKET SHARE, AS OF END 2012					
	BE <sup>1</sup>	CZ	SK	HU	BG
Loans and deposits	20%	20% <sup>2</sup>	10%	8%	2%
Investment funds	35%	30%	8%	20%	
Life insurance	17%	8%	5%	3%	13%
Non-life insurance	9%	6%	3%	4%	11%

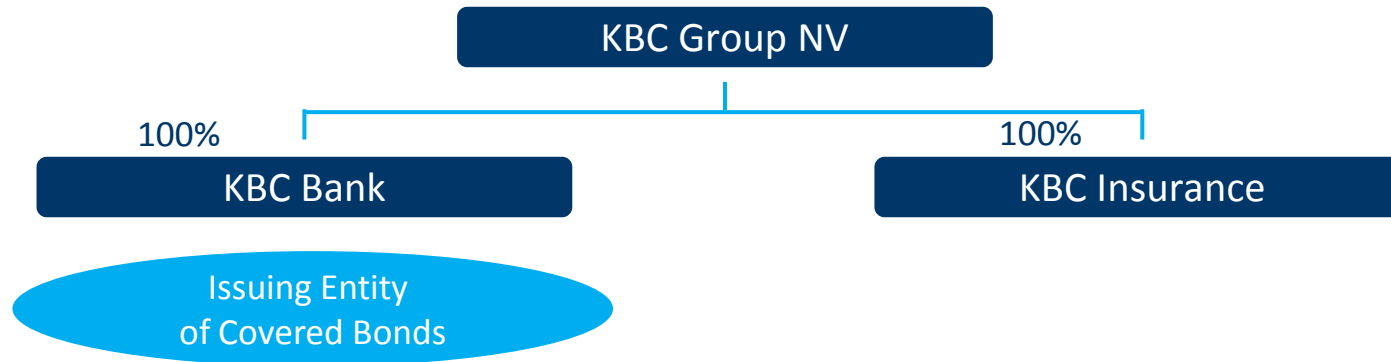
REAL GDP GROWTH OUTLOOK FOR CORE MARKETS <sup>3</sup>					
	BE	CZ	SK	HU	BG
% of Assets	66%	15%	3%	4%	1%
2012a			2,0%	-1,7%	0,8%
2013e	0,1%		0,5%	0,3%	1,3%
2014e	1,3%	1,7%	1,5%	1,5%	1,8%

1. Excluding Centea and Fidea  
 2. Including 55% of the joint venture with CMSS  
 3. Source: KBC data, August 2013



# Overview of KBC Group

- **STRONG BANK-INSURANCE GROUP PRESENT WITH LEADING MARKET POSITIONS IN CORE GEOGRAPHIES (BELGIUM AND CEE region)**
  - A leading financial institution in both Belgium and the Czech Republic
  - Turnaround potential in the International Markets Business
  - Business focus on Retail, SME & Midcap clients
  - Unique selling proposition: in-depth knowledge of local markets and profound relationships with clients
- **INTEGRATED BANCASSURANCE BUSINESS MODEL, LEADING TO HIGH CROSS-SELLING RATES**
  - Strong value creator with good operational results through the cycle
  - Integrated model creates cost synergies by avoiding overlap of supporting entities and generates added value for our clients through a complementary and optimized product and service offering
- **LEGAL STRUCTURE OF KBC GROUP**



# Overview of key financial data at 2Q 2013

## KBC Group

- Market cap (08/08/13): 15bn
- Adjusted net result (1H 2013): EUR 0.8 bn
- Total assets: EUR 253bn
- Total equity: EUR 16bn
- T1 ratio: 16.8%
- CT1 ratio: 14.5%

## KBC Bank

- Adjusted net result (1H 2013): EUR 0.8bn<sup>1</sup>
- Total assets: EUR 222bn
- Total equity: EUR 13bn
- T1 ratio: 15.9%
- CT1 ratio: 13.3%
- C/I ratio: 50%

## KBC Insurance

- Adjusted net result (1H 2013): EUR 0.2bn
- Total assets: EUR 36bn
- Total equity: EUR 3.1bn
- Solvency I ratio: 304%
- Combined operating ratio: 95%

## Credit ratings of KBC Bank

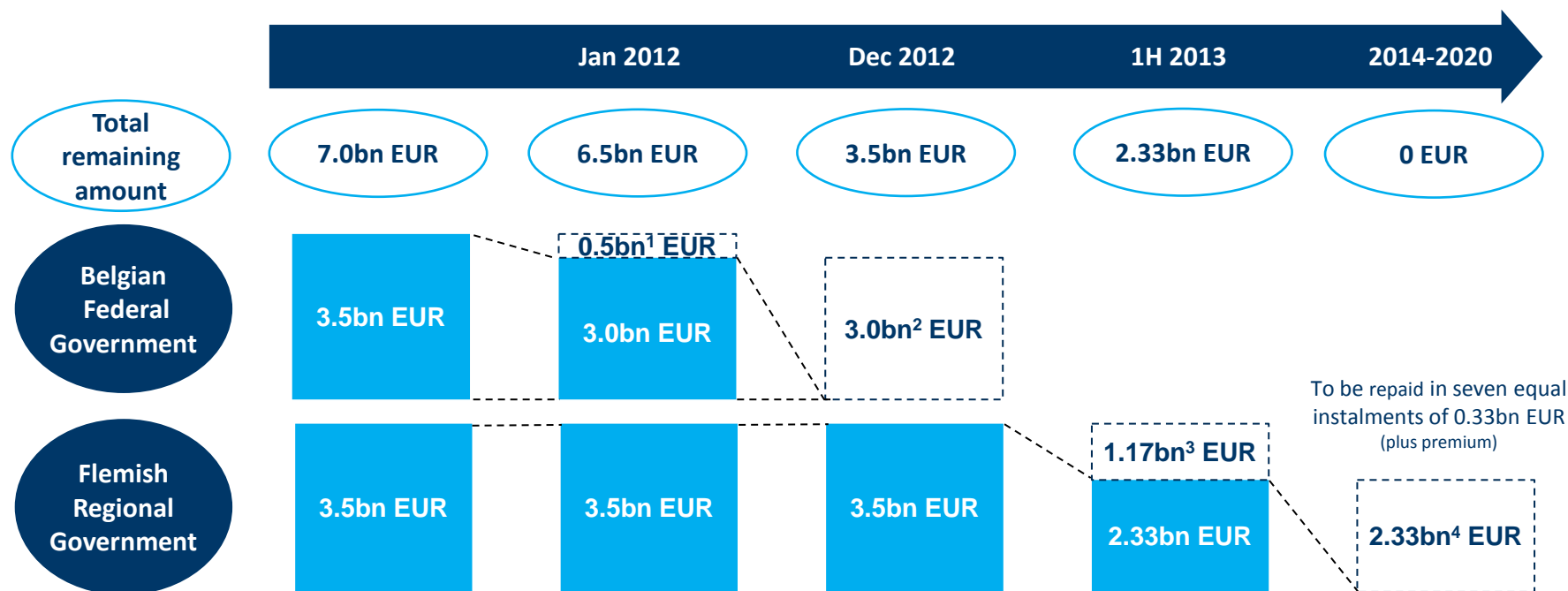
	S&P (Dec 2012)	Moody's (Jun 2012)	Fitch (Jun 2013)
Long-term	A- (Positive)	A3 (Stable)	A- (Stable)
Short-term	A-2	Prime-2	F1

<sup>1</sup> Includes KBC Asset Management ; excludes holding company eliminations



# Assessment of the State aid position & repayment schedule

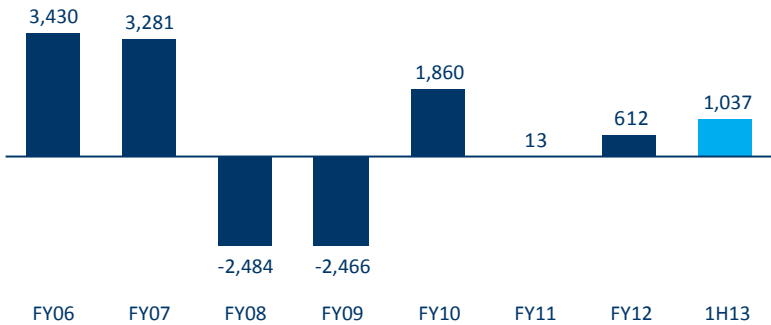
- KBC made accelerated full repayment of 3.0bn EUR of State aid to the Belgian Federal Government in December 2012 and the accelerated repayment of 1.17bn EUR of State aid to the Flemish Regional Government mid-2013, approved by the NBB
- KBC is committed to repaying the remaining outstanding balance of 2.33bn EUR owed to the Flemish Regional Government in seven equal instalments of 0.33bn EUR (plus premium) over the 2014-2020 period (KBC however has the option to further accelerate these repayments)



1. Plus 15% premium amounting to 75m EUR
2. Plus 15% premium amounting to 450m EUR
3. Plus 50% premium amounting to 583m EUR
4. Plus 50% premium amounting to 1,165m EUR

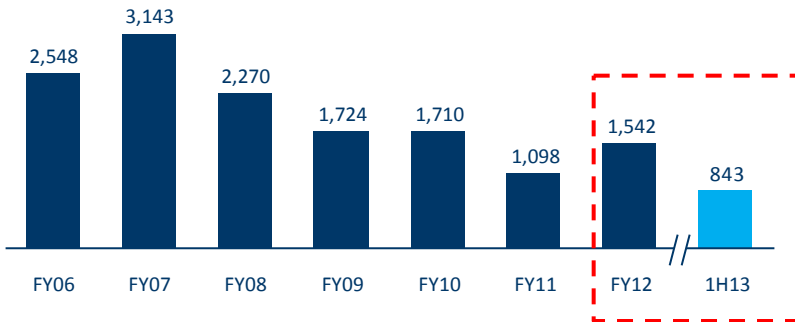
# Earnings capacity

NET RESULT<sup>1</sup>

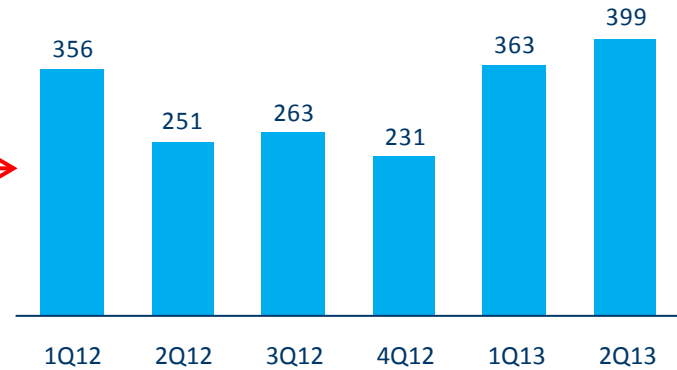


Excluding adjustments

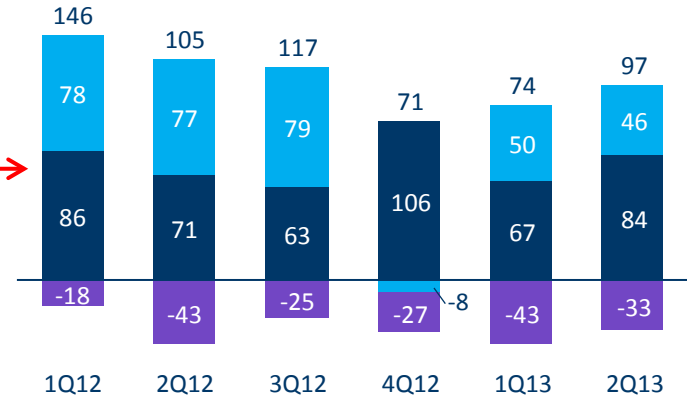
ADJUSTED NET RESULT<sup>1,2</sup>



CONTRIBUTION OF BANKING ACTIVITIES TO KBC GROUP ADJUSTED NET RESULT<sup>1,2</sup>



CONTRIBUTION OF INSURANCE ACTIVITIES TO KBC GROUP ADJUSTED NET RESULT<sup>1,2</sup>



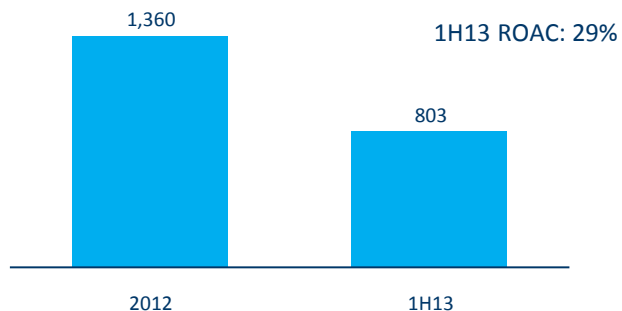
1 Note that the scope of consolidation has changed over time, due partly to divestments

2 Difference between adjusted net result at KBC Group and the sum of the banking and insurance contribution are the holding-company/group items

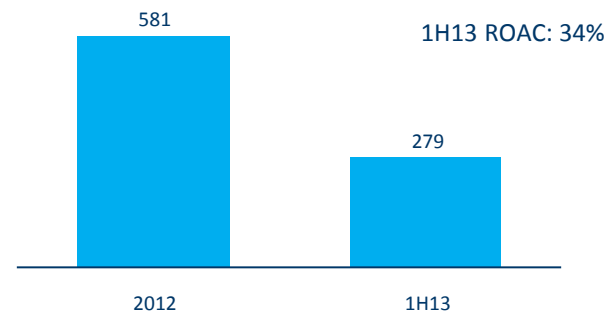


# Overview of results based on new business units

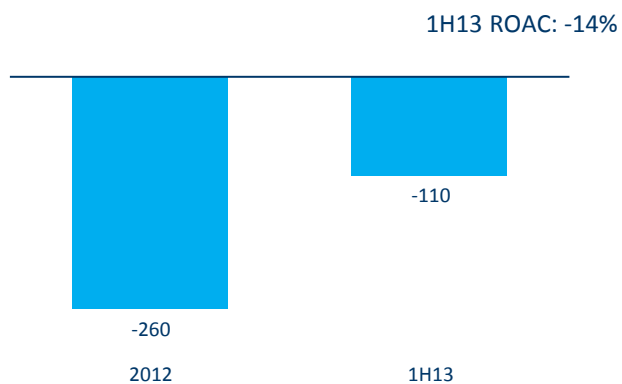
## NET PROFIT - BELGIUM



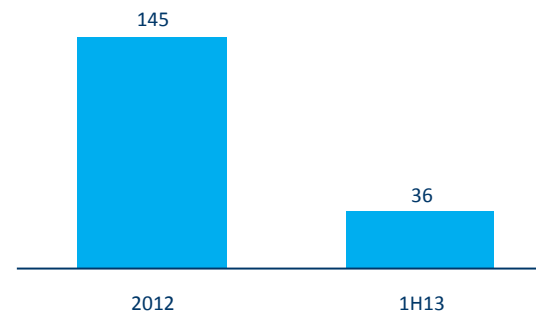
## NET PROFIT - CZECH REPUBLIC



## NET PROFIT - INTERNATIONAL MARKETS



## NET PROFIT - INTERNATIONAL MARKETS EXCL. IRELAND



# Very low loan losses in Belgian private persons operations

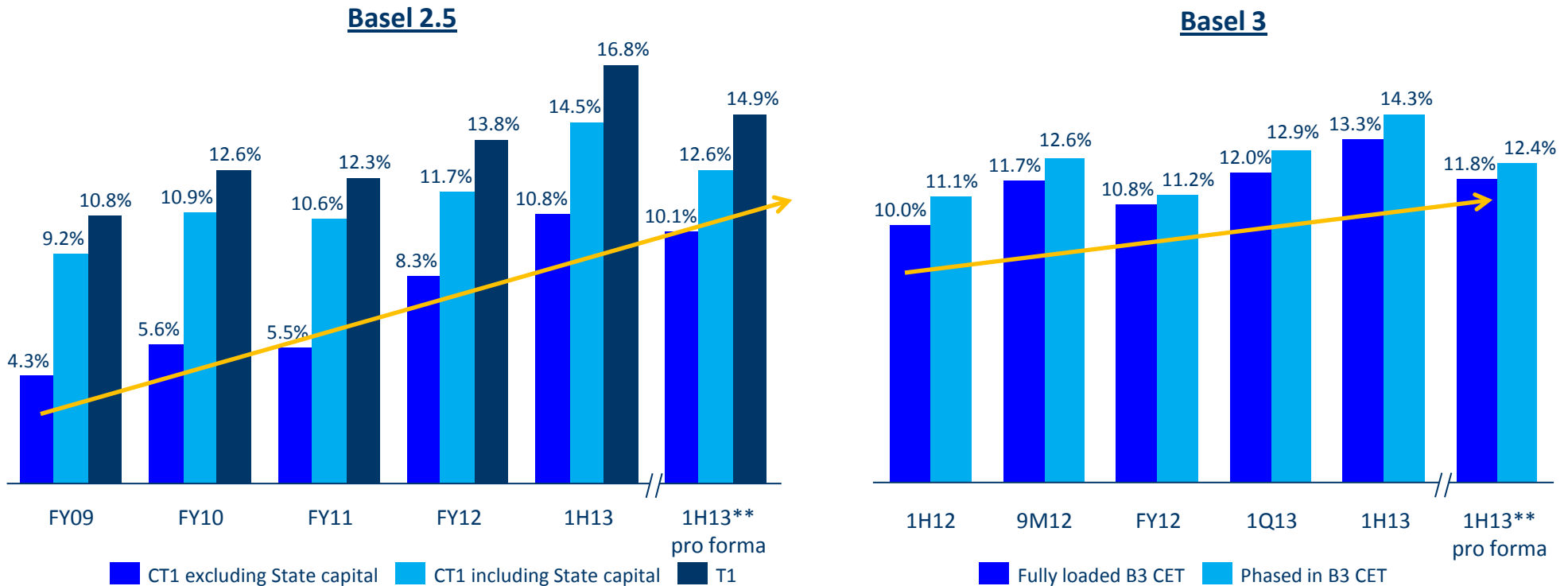
	<b>1H13 CREDIT COST RATIO</b>	<b>FY 2012 CREDIT COST RATIO</b>	<b>AVERAGE '99 – '12</b>	<b>PEAK '99 – '12</b>
<b>Belgium</b>	<b>0.49%</b>	<b>0.28%</b>	n.a.	n.a.
<i>Of which private persons</i>	<i>Approx. 0.05%</i>	<i>Approx. 0.10%</i>	n.a.	n.a.
<b>Czech Republic</b>	<b>0.30%</b>	<b>0.31%</b>	n.a.	n.a.
<b>International Markets</b>	<b>1.76%<sup>1</sup></b>	<b>2.26%<sup>1</sup></b>	n.a.	n.a.
<b>Group Centre</b>	<b>1.41%</b>	<b>0.99%</b>	n.a.	n.a.
<b>Total</b>	<b>0.75%<sup>2</sup></b>	<b>0.71%<sup>2</sup></b>	<b>0.50%</b>	<b>1.11%</b>

Credit cost ratio: amount of losses incurred on troubled loans as a % of total average outstanding loan portfolio

1. The high credit cost ratio at the International Markets BU is due in full to KBC Bank Ireland. Excluding Ireland, the CCR at this business unit amounted to 85bps in 1H13
2. Credit cost ratio amounted to 0.75% in 1H13 (from 0.71% in FY 2012). Excluding KBC Bank Ireland and the one large corporate file in 1Q13, the credit cost ratio stood at 0.46% in 1H13

# Strong capital position

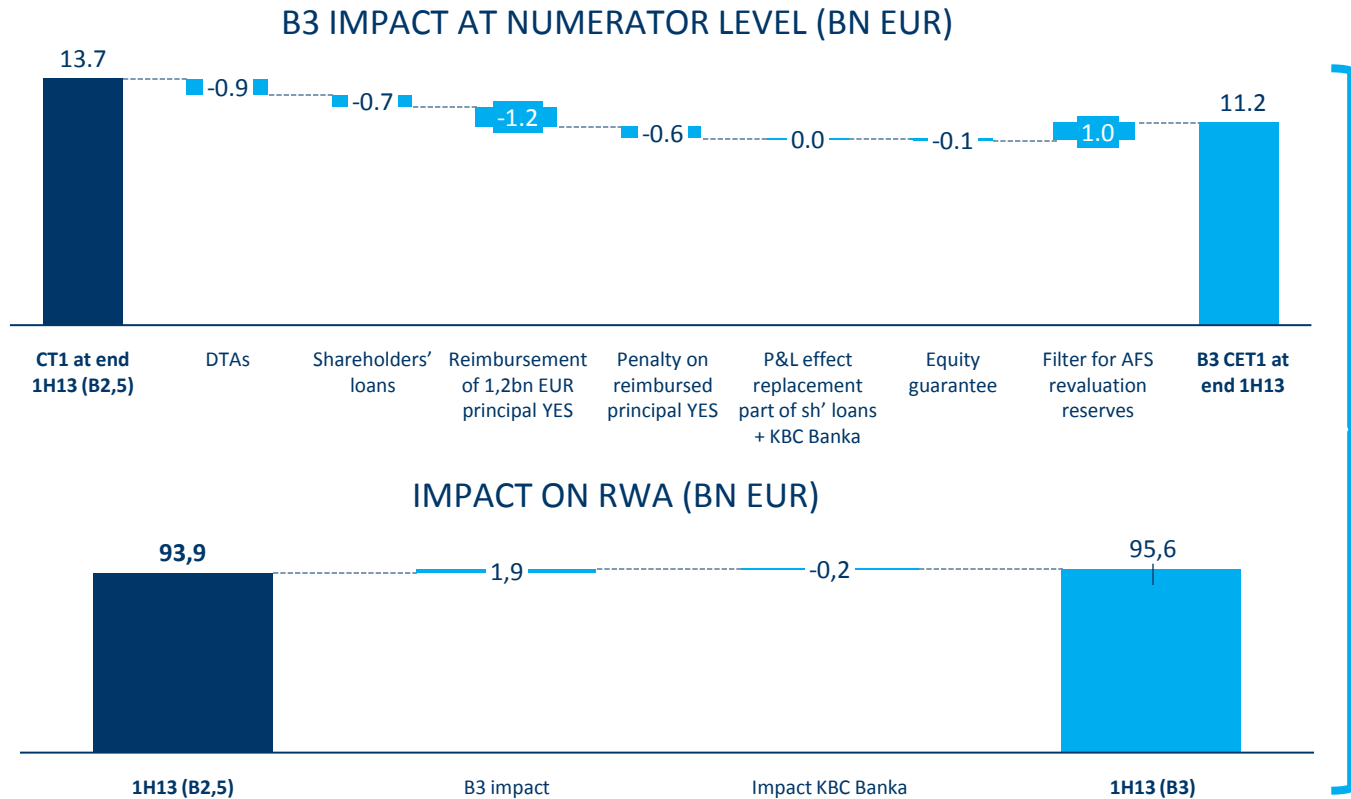
- **Strong tier-1 ratio** of 16.8% under B2.5 and **common equity (B3 fully loaded\*)** of 13.3% as at end 1H13
- **Pro forma solvency ratios\*\***: **core tier-1 ratio** of 12.6% under B2.5 and **common equity (B3 fully loaded\*)** of 11.8% at KBC Group
- **Fully loaded B3 CET1 leverage ratio**: 3.7% at KBC Bank Consolidated, based on current CRR legislation



\* With remaining State aid included in CET1 as agreed with local regulator

\*\* 1H13 pro forma CT1 includes the effects of the accelerated repayment of 1.17bn EUR of State aid to the Flemish Regional Government (+50% penalty), the impact of the transfer of part of the shareholder loans and the impact of the signed divestment of KBC Banka

# Common equity at end 1H13 pro forma - Fully loaded B3<sup>1</sup>

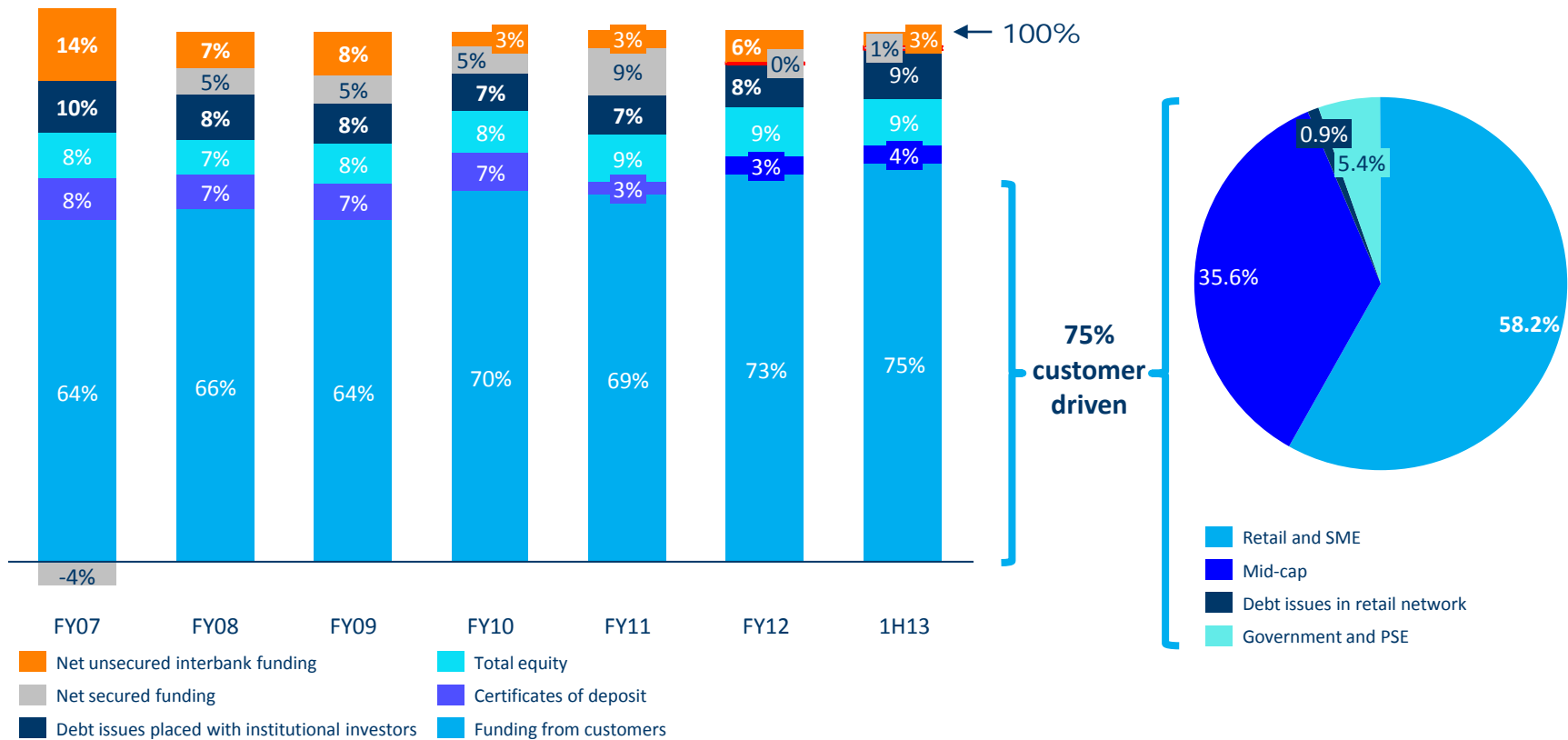


- Pro forma fully loaded B3 common equity ratio of approx. 11.8% at end 1H13
- Announced intention to maintain a fully loaded common equity ratio of minimum 10% as of 01-Jan-2013

1. With remaining State aid included in CET1 as agreed with local regulator

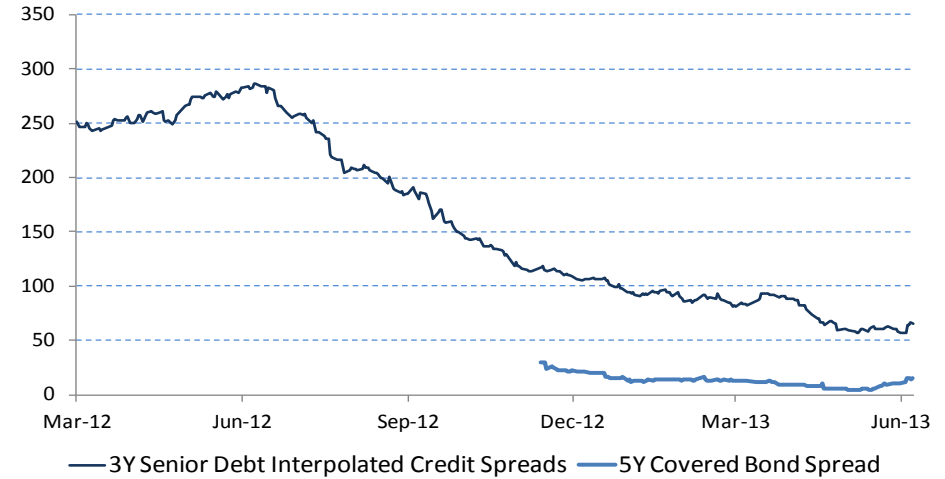
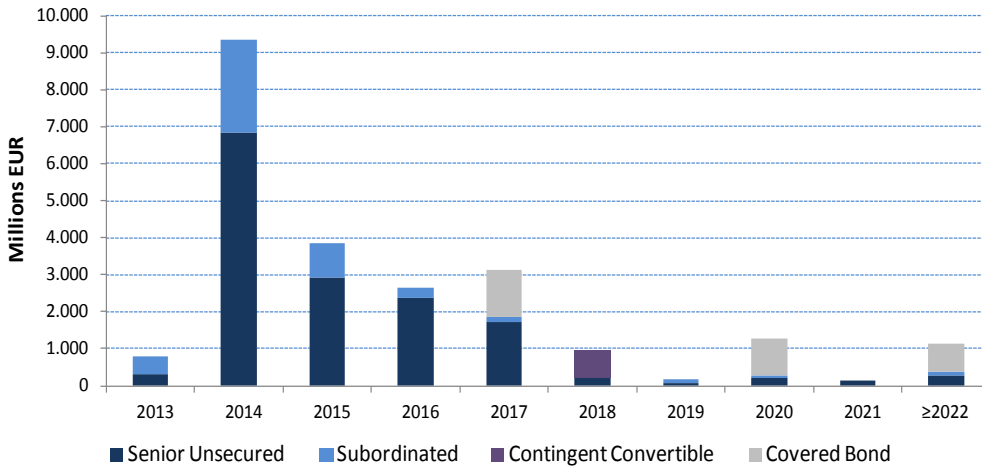
# Solid liquidity position (1)

- KBC Bank continues to have a **strong retail/mid-cap deposit base** in its core markets – resulting in a **stable funding mix** with a significant portion of the funding attracted from core customer segments & markets



# Upcoming mid-term funding maturities

Breakdown funding maturity buckets



- KBC successfully issued a third covered bond of 1bn EUR in May 2013
- KBC's credit spreads narrowed during 2Q13
- KBC Bank has 5 solid sources of long-term funding:
  - Retail term deposits
  - Retail EMTN
  - Public benchmark transactions
  - Structured Notes using the private placement format
  - Covered bonds (supporting diversification of the funding mix)



# Contents

Page nr.

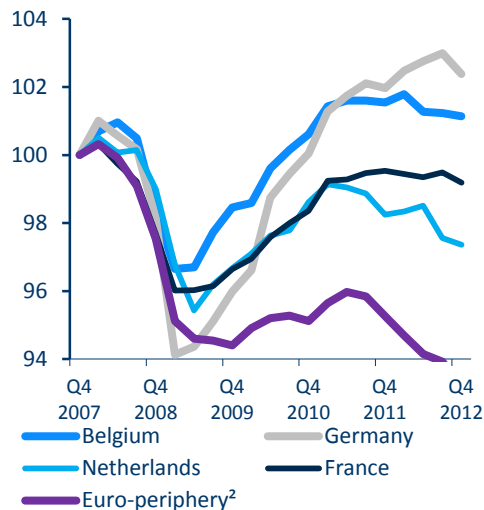
<b>1</b>	Key highlights of KBC Group/Bank	<b>6</b>
<b>2</b>	Overview of Belgian housing and mortgage market	<b>18</b>
<b>3</b>	Review of Belgian covered bond legislation	<b>25</b>
<b>4</b>	KBC Bank residential mortgage covered bond programme	<b>31</b>
<b>5</b>	Appendices	<b>39</b>

# Belgium outperforms EMU

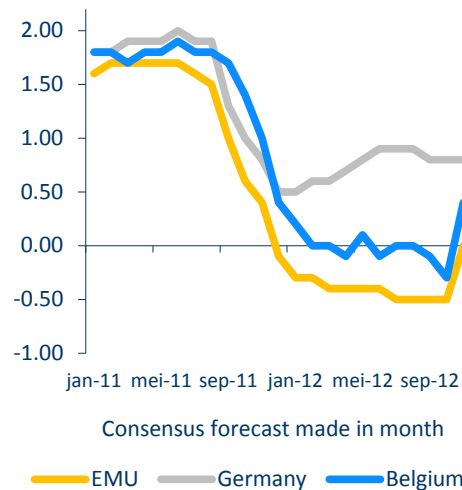
## Challenging economic environment: Belgium outperforms

- With Europe still addressing the fall-out of the financial crisis, this also affects Belgium, but the country's economy is demonstrating its habitual resilience<sup>1</sup>
  - In 2012, Belgian GDP contracted by 0.2%, but for this year expectations are mixed. The NBB expects zero growth for 2013, while KBC is more optimistic, forecasting a 0.1% growth pace. The European Commission's estimate is in between, forecasting +0.2% GDP.
  - Belgian inflation remained above the euro area average at 2.6% in 2012, compared with 2.5% in the euro area. This year however, CPI inflation is forecasted to slow significantly, to only 1.0% (KBC forecast), well below the expected euro area average (1.8% EU Commission forecast).
  - The Belgian unemployment rate compares well with the euro area. End 2012, the unemployment rate stood at 8.1%, well below the euro area average of 11.7%.

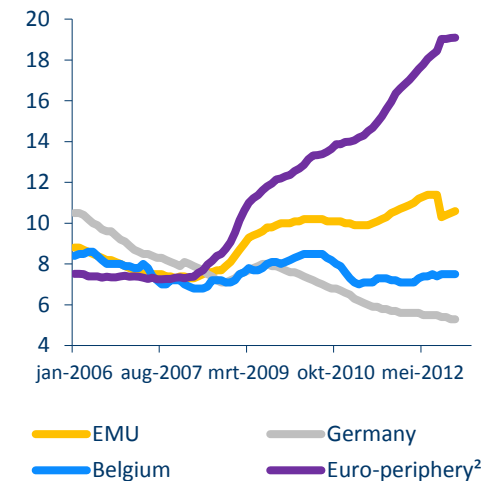
GDP- STAGNATION SINCE BEGINNING OF 2011



EVOLUTION OF CONSENSUS FORECASTS FOR REAL GDP-GROWTH IN 2012 (IN %)



UNEMPLOYMENT RATE



1. All data on 'Economic Environment' comes from Nationale Bank van België, press release 30/3/2013 and website, economic indicators or Belgium

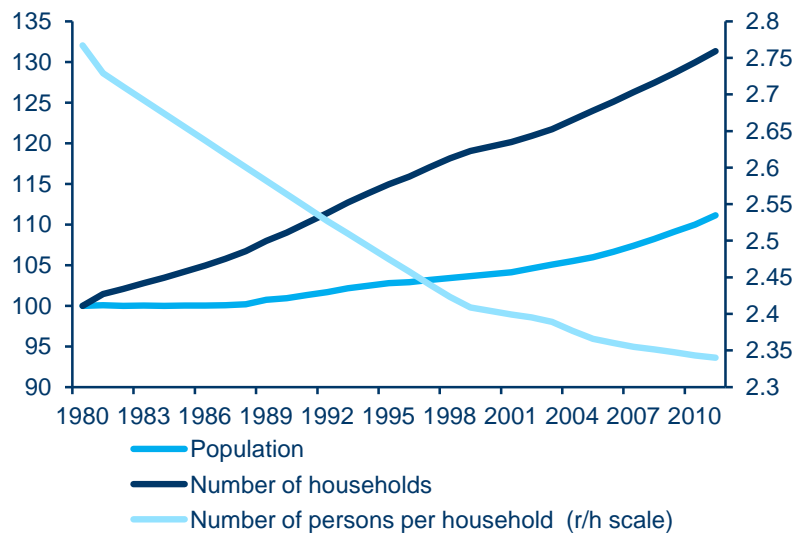
2. Euro-periphery = Portugal, Ireland, Italy, Greece & Spain

# Demand for houses continues to be well supported

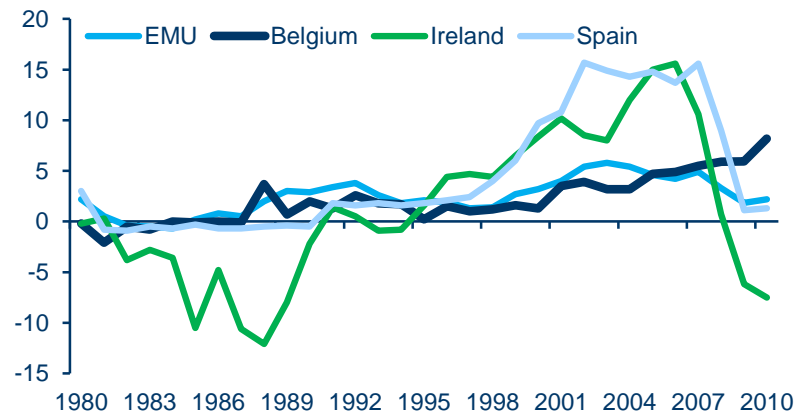
## Increasing demand for houses

- High home ownership in Belgium: around 70%, appr. 10% higher than the euro-average<sup>1</sup>
- Total outstanding mortgage debt is now at EUR 163bn. Total mortgage debt compared to GDP in Belgium is 46% and compares well to other European countries and EU average of 52.5%<sup>2</sup>
- Belgium ranks third in the EU after Malta and The Netherlands, in terms of population density. The population is now at 11m and grows by 80.000 per annum over the coming 5 years<sup>3</sup>

THE NUMBER OF HOUSEHOLDS IS GROWING FASTER THAN THE POPULATION (1980 = 100)



EXTERNAL MIGRATION (PER 1000 INHABITANTS)

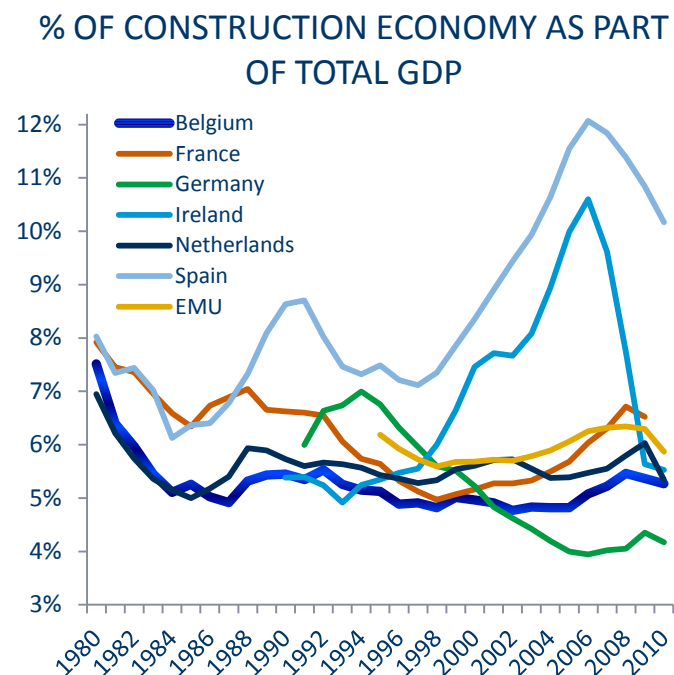
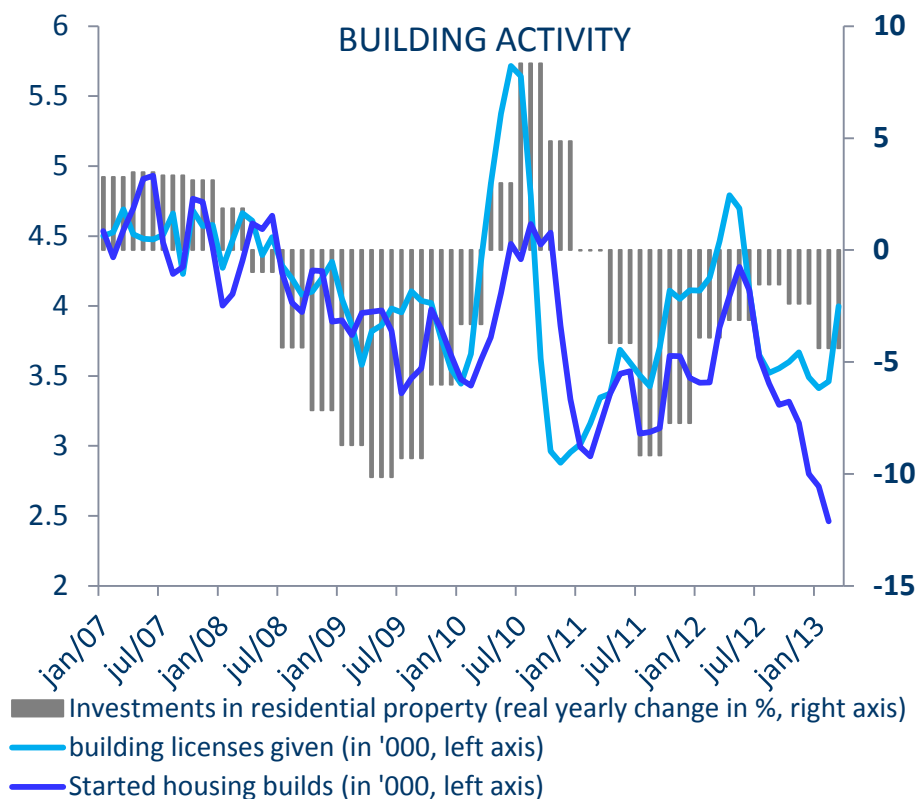


1. KBC Economic research note  
 2. Statistieken BVK, European Mortgage Federation  
 3. Statbel

# Supply is subdued

## Stable supply

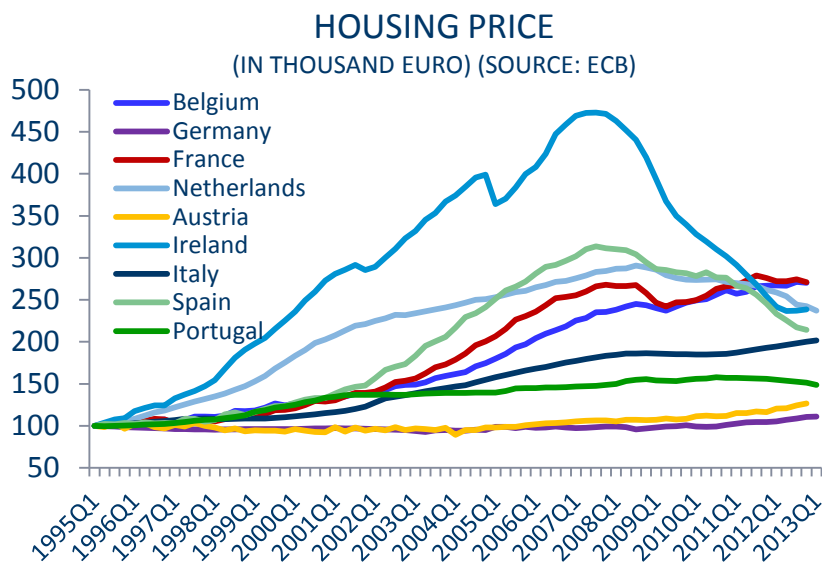
- Construction activity has remained relatively stable in the past decade
- No building boom in Belgium, increase in price of land is indicator that supply is subdued.
- Construction economy is only a fraction of GDP



# Belgian house prices are affordable

## Belgian housing market

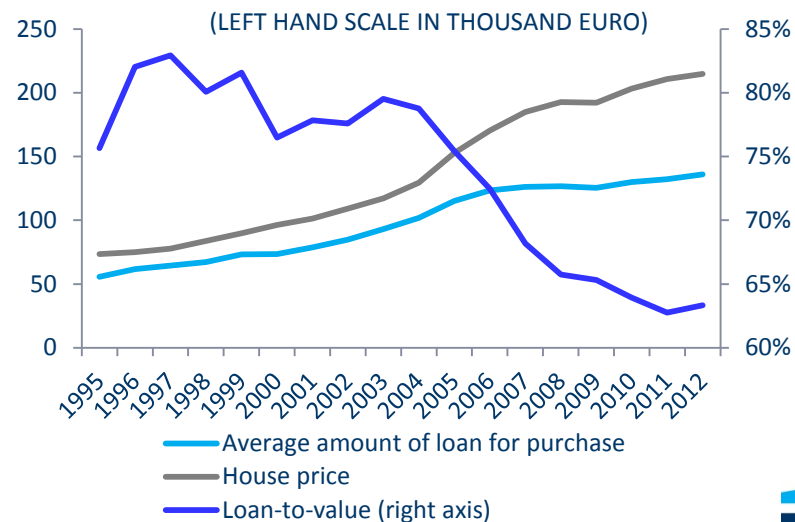
- The average Belgian house is still affordable for the Belgian borrower and, although price have risen in Belgium (graph below), the house prices are in line with the EU average
- Belgium is not an overly expensive country for housing, with an average sale price in 2012 of €226,814<sup>1</sup>
- No excessive Housing Cost Overburden Rate (proportion of the population, whose housing costs exceed 40 % of their equalized disposable income):
  - Belgium 10.6% versus EU27 area average 11.5%<sup>2</sup>



## Mortgage market technicals

- Belgian borrowers predominantly prefer to take fixed rate interest rates. A 61.5% is fixed permanently and the remainder is variable.
- There is a legal cap on variable mortgage rates in Belgium
- The majority of mortgage loans are taken out for the purchase of a property, as opposed to for new construction, which is only 12% of new loans in 2012
- House prices have risen, however borrowers have increased their own equity stake.
- Belgian residential mortgage loans are amortizing

## AVERAGE HOUSING PRICE AND MORTGAGE CREDIT<sup>3</sup>



1. Notaris barometer van de Koninklijke Federatie van Belgische Notariaat  
 2. Eurostat  
 3. All data/graphs : Union de Cr dit Professionnels / BeroepsVerening Kredieten

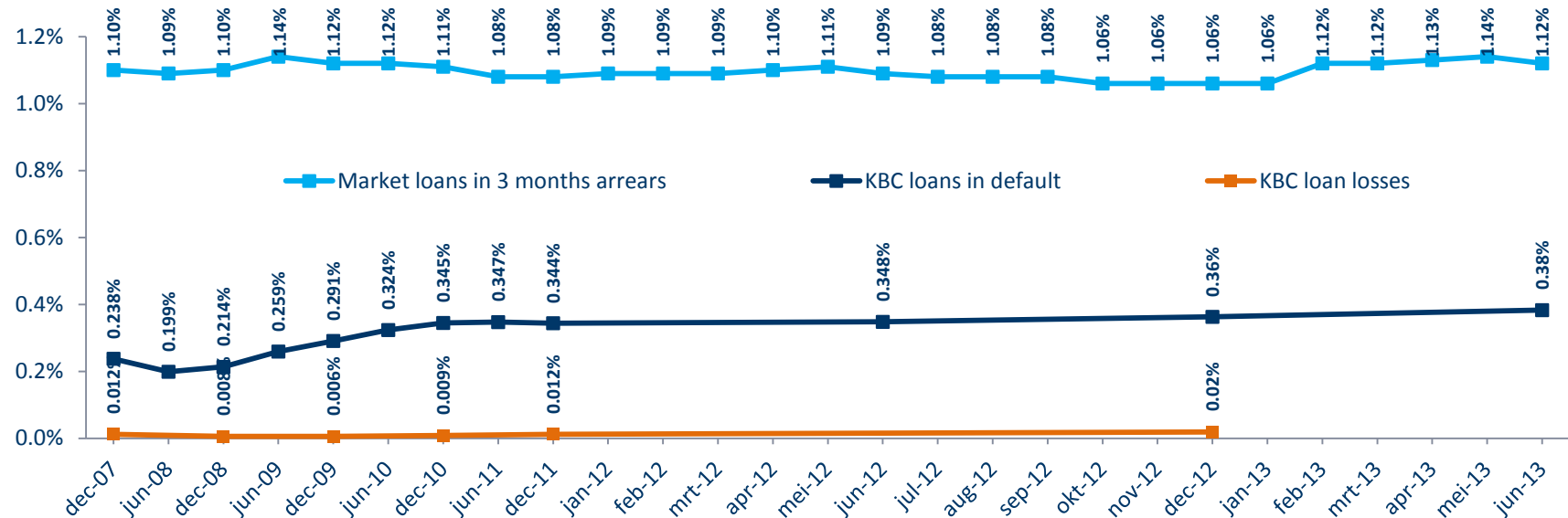
# KBC's disciplined origination leads to low arrears and extremely low loan losses

## BELGIUM SHOWS A SOLID PERFORMANCE OF MORTGAGES

Arrears have been pretty stable over the past 10 years. Arrears in Belgium are low due to:

- Cultural aspects, stigma associated with arrears, importance attached to owning one's property.
- High home ownership also implies that the change in house prices itself has limited impact on loan performance
- Well established credit bureau and surrounding legislation
- Housing market environment (no great house price declines)

## ... AND KBC HAS EXTRAORDINARY LOW LOAN LOSSES

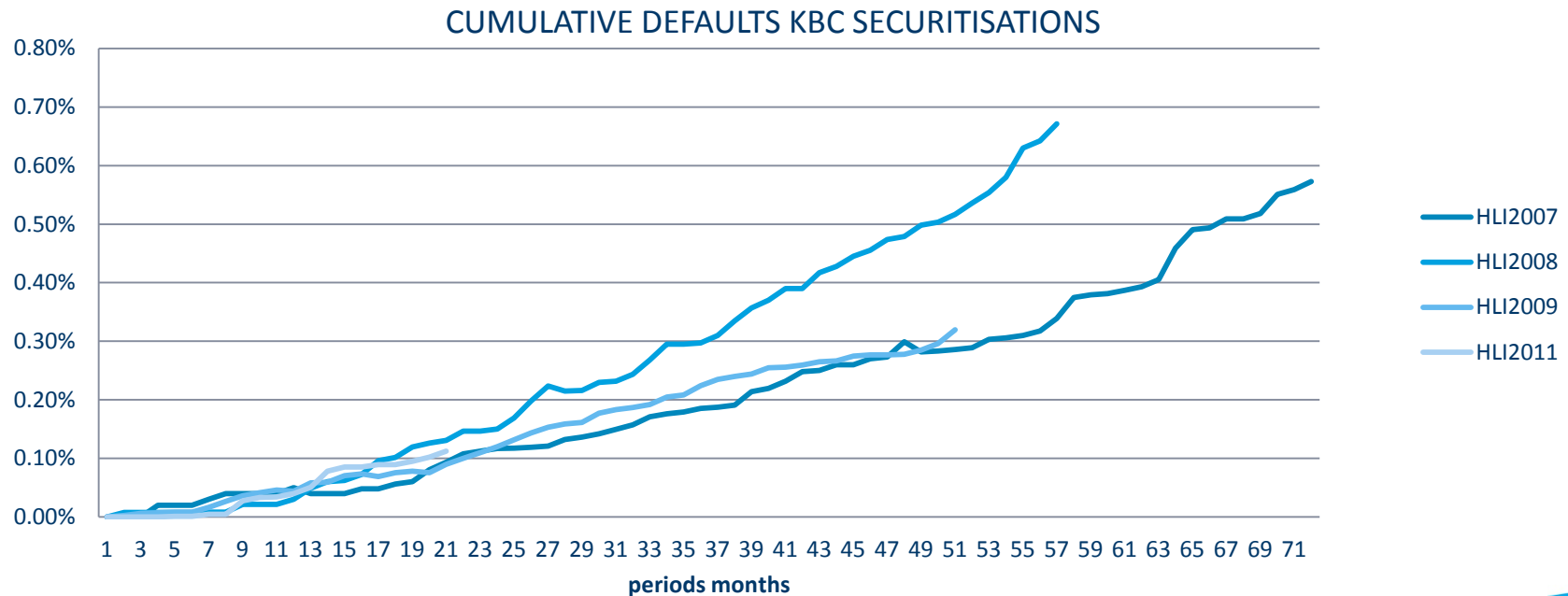


# Low defaults, illustrated by KBC's securitisation transactions performance

PRUDENT ORIGINATION AND STABLE HOUSING RESULT IN LOW DEFAULTS AND HIGH RECOVERY

## Low cumulative default figures on KBC Home loan Invest transactions

- The mortgage loans used in securitisation are similar to the mortgage loans of the covered bond programme
- Default is defined as acceleration of the loan (on average after 180 days overdue)
- Defaults are very low at appr. 10bp per year. Recoveries are very high (see previous chart with KBC residential mortgage loan losses). In the securitisation transactions, all defaults are covered by recoveries and excess spread.



# Contents

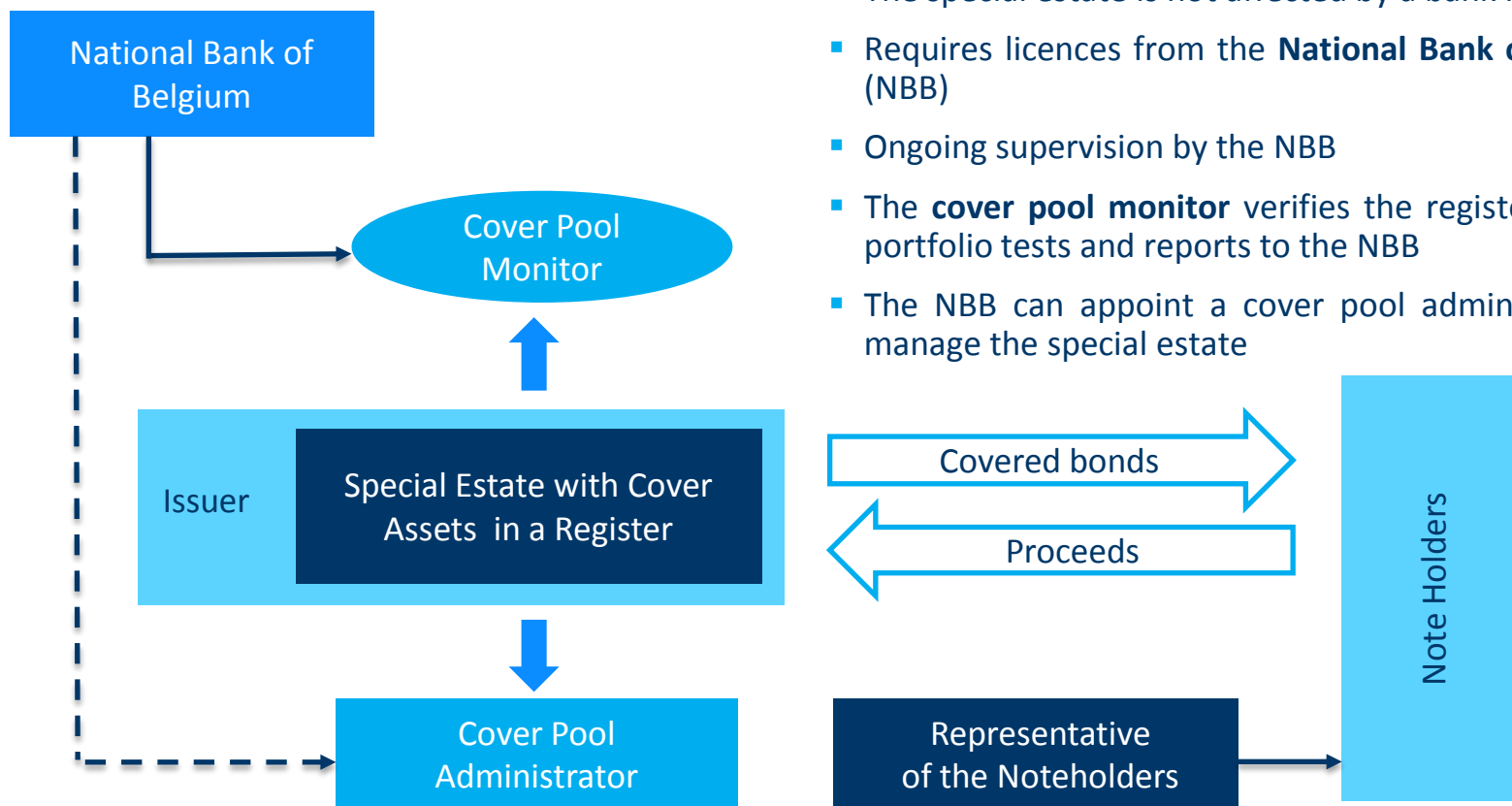
Page nr.

<b>1</b>	Key highlights of KBC Group/Bank	<b>6</b>
<b>2</b>	Overview of Belgian housing and mortgage market	<b>18</b>
<b>3</b>	Review of Belgian covered bond legislation	<b>25</b>
<b>4</b>	KBC Bank residential mortgage covered bond programme	<b>31</b>
<b>5</b>	Appendices	<b>39</b>

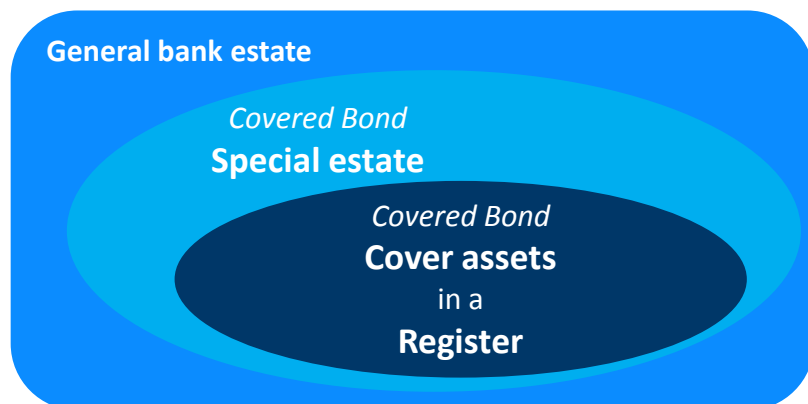


# Belgian legal framework

- Direct covered bond issuance from a bank's balance sheet
- Dual recourse, including recourse to a special estate with cover assets included in a register
- The special estate is not affected by a bank insolvency
- Requires licences from the **National Bank of Belgium (NBB)**
- Ongoing supervision by the NBB
- The **cover pool monitor** verifies the register and the portfolio tests and reports to the NBB
- The NBB can appoint a cover pool administrator to manage the special estate



# Special estate - dual recourse



**Cover Assets** consists by law of one or more of the following types of assets:

1. Residential mortgage loans and senior RMBS;
2. Commercial mortgage loans and senior CMBS;
3. Claims towards public entities and related senior ABS;
4. Receivables on credit institutions;
5. Hedging instruments related to a cover asset

Assets of either type 1, 2 or 3 must at least be 85% of the nominal amount of covered bonds

**A Special Estate** consists by law of:

- Cover assets;
- Security Interests or guarantees related to the cover assets;
- Any monies deriving from the collection of cover assets/exercise of rights attached to cover assets

## COVERED BOND INSOLVENCY REGIME

- Material exception to ordinary rules:
  - Liquidation proceedings only affect the general estate
  - The special estate is **not affected by the bank's insolvency/liquidation**
- The NBB appoints a **Cover Pool Administrator** with the purpose, in principle, to continue the management of the assets until the maturity date of the covered bonds
- **After redemption of all covered bonds**, remaining assets in the special estate become part of the general estate.
- Recourse to the general estate and the insolvency procedure cannot be closed as long as there are covered bonds outstanding.

# Strong legal protection mechanisms

1

## Collateral type

- The value of one asset category must be at least 85% of the nominal amount of covered bonds
  - KBC Bank selects residential mortgage loans and commits that their value (including collections) will be at least 105%

2

## Over-collateralisation Test

- The value of the cover assets must at least be 105% of the covered bonds
  - The value of residential mortgage loans:
    - 1) is limited to 80% LTV
    - 2) must be fully covered by a mortgage inscription (min 60%) plus a mortgage mandate (max 40%)
    - 3) 30 day overdue loans get a 50% haircut and 90 days (or defaulted) get zero value

3

## Cover Asset Coverage Test

- The sum of interest, principal and other revenues of the cover assets must at least be the interest, principal and costs relating to the covered bonds
  - Interest rates are stressed by plus and minus 2% for this test

4

## Liquidity Test

- Cover assets must generate sufficient liquidity or include enough liquid assets to pay all unconditional payments on the covered bonds falling due the next 6 months
  - Interest rates are stressed by plus and minus 2% for this test

5

## Cap on Issuance

- Maximum 8% of a bank's assets can be used for the issuance of covered bonds

# External supervision / management

By the  
NBB

- Provides a general and special authorization
- The statutory auditor provides a report on the organizational capabilities of the issuer
- Approves the appointment of the cover pool monitor
- Appoints, if circumstances require so, the cover pool administrator
- Ongoing supervises compliance with the Covered Bonds Legislation by issuing credit institutions
- The Issuer reports quarterly to the NBB

By the  
Cover Pool  
Monitor

- Is an auditor who is not the statutory auditor of the issuing credit institution
- Provides an initial report to the NBB that the issuer complies with regulatory requirements and will verify this annually
- Verifies each month that the legal tests are met and reports exceptions to the NBB

By the  
Cover Pool  
Administrator

- The NBB appoints a cover pool administrator to manage the special estate, instead of the credit institution:
  - In case of adoption of a restructuring measure or liquidation of the credit institution; or
  - When the NBB is in the opinion that interests of bondholders is endangered
- Has the legal power to manage the special estate, independently from the issuer or the liquidator, for the benefit of the covered bondholders

# Belgian covered bond legislation in comparison

	Belgium	Netherlands	France	Germany	UK
<b>Segregation of Cover Pool</b>	<ul style="list-style-type: none"> <li>• Issuer holds assets on balance sheet and the assets covering the bonds are segregated on the originator's balance sheet in a Register</li> <li>• Alternatively, a credit institution could transfer eligible assets to another dedicated credit institution, which in turn issues the covered bonds</li> </ul>	<ul style="list-style-type: none"> <li>• Cover pool assets assigned to SPE (which guarantees the bonds) and subsequently pledged to a security trustee acting on behalf of the bondholders</li> <li>• As a result, the cover pool assets are segregated from other issuing bank / originator assets and SPE assets respectively</li> </ul>	<ul style="list-style-type: none"> <li>• No segregation of covered pool assets assigned to an SCF (Sociétés de crédit foncier) from the other SCF's assets</li> <li>• However, SCF is a single purpose entity, bankruptcy remote and completely independent from other group companies</li> </ul>	<ul style="list-style-type: none"> <li>• Issuer holds assets on balance sheet</li> </ul>	<ul style="list-style-type: none"> <li>• Cover pool assets sold to SPV (which guarantees the bonds)</li> <li>• Bonds are secured in favour of a security trustee acting on behalf of the bondholders and segregated from other SPV assets and the issuing bank / originator</li> </ul>
<b>Max LTV. (Residential)</b>	80% LTV in the over-collateralisation test	80% <sup>1</sup>	60%/80%/100% <sup>2</sup>	60%	80%
<b>Min Over-Collateralisation</b>	5%	Contractually agreed	2% for both SCF and SFH	2%	c.10% <sup>3</sup>
<b>Max. Substitute Collateral</b>	One asset category must be at least 85% of the covered bonds	Contractually agreed	15%	10-20%	15%
<b>Cover Register</b>	Yes	No	No	Yes	Yes
<b>Independent Monitor</b>	Yes	Yes	Yes	Yes	Yes
<b>CRD Compliant</b>	Yes	Depending on programme	Yes	Yes	Depending on programme
<b>Derivatives as Collateral</b>	Yes	Yes	Yes	Yes	Yes
<b>Matching Requirements</b>	Nominal value	Nominal value	NPV and nominal value	NPV and nominal value	NA <sup>4</sup>

1. All covered bond programmes apply an 80% LTV cut-off percentage. Some covered bond programmes apply a 100% or different LTV cut-off percentage for residential mortgage loans that have the benefit of a Dutch National Mortgage Guarantee (Nationale Hypotheek Garantie) or of a credit risk insurance policy
2. 60% of the value of the financed asset is eligible for the loan. This amount may be increased to 80% if the entire loan portfolio consists of loans to individuals and is intended to finance home purchases. It may be raised to 100% for loans guaranteed by the FGAS
3. Actual amount varies from programme to programme
4. Primary method for the mitigation of market risk is the use of derivative hedge instruments

# Contents

Page nr.

<b>1</b>	Key highlights of KBC Group/Bank	<b>6</b>
<b>2</b>	Overview of Belgian housing and mortgage market	<b>18</b>
<b>3</b>	Review of Belgian covered bond legislation	<b>25</b>
<b>4</b>	KBC Bank residential mortgage covered bond programme	<b>31</b>
<b>5</b>	Appendices	<b>39</b>

# KBC Bank NV residential mortgage covered bond programme (1/2)

<b>Issuer:</b>	<ul style="list-style-type: none"><li>• KBC Bank NV</li></ul>
<b>Main asset category:</b>	<ul style="list-style-type: none"><li>• min 105% of covered bond outstanding is covered by residential mortgage loans and collections thereon</li></ul>
<b>Status:</b>	<p><b>Dual recourse:</b></p> <ul style="list-style-type: none"><li>• Parri passu with the other unsecured obligations of the Issuer (general bank estate)</li><li>• Exclusive recourse to the special estate</li></ul>

## Current Programme Characteristics

<b>Program size:</b>	<ul style="list-style-type: none"><li>• Up to €10bn</li></ul>
<b>Interest rate:</b>	<ul style="list-style-type: none"><li>• Fixed Rate, Floating Rate or Zero Coupon</li></ul>
<b>Currencies:</b>	<ul style="list-style-type: none"><li>• Euro</li></ul>
<b>Maturity:</b>	<ul style="list-style-type: none"><li>• Soft Bullet: payment of the principal amount may be deferred past the Final Maturity Date until the <b>Extended Final Maturity Date</b> if the Issuer fails to pay</li><li>• Extension period is 12 months for the first three series</li></ul>

# KBC Bank NV residential mortgage covered bond programme (2/2)

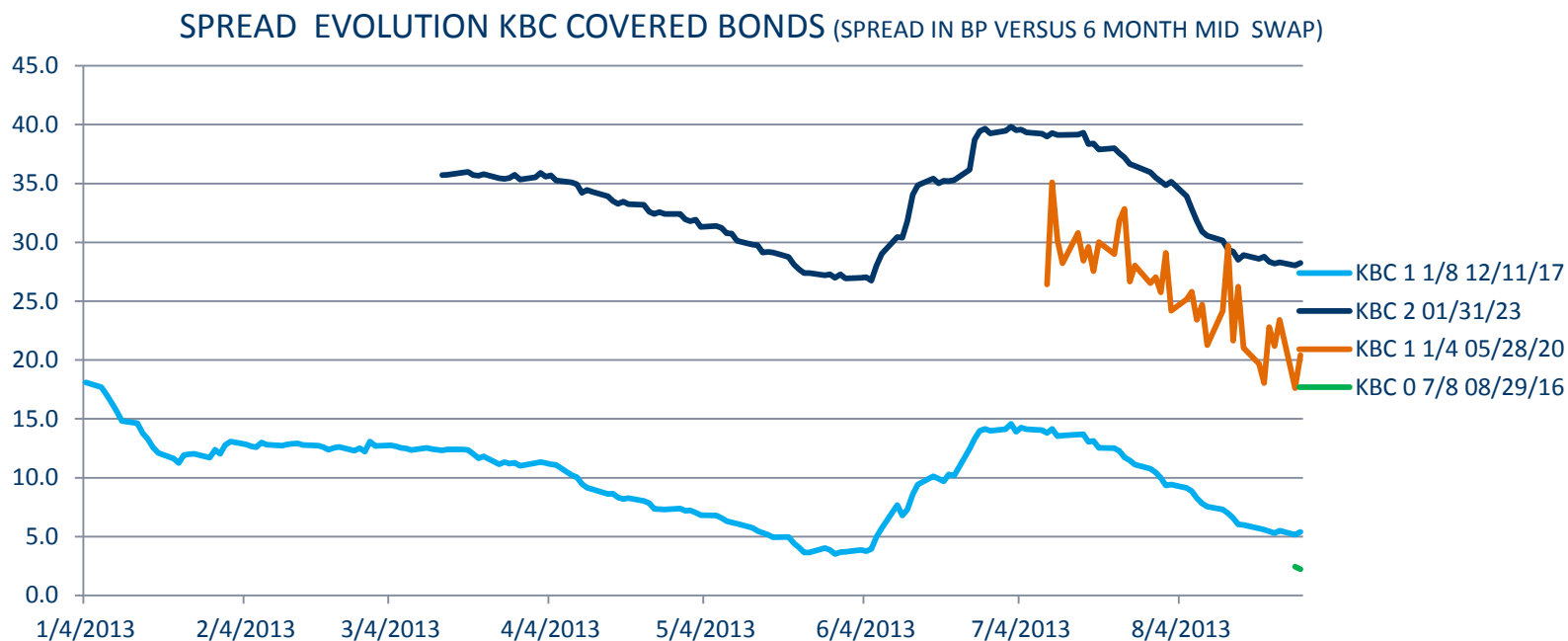
<b>Events of default:</b>	<ul style="list-style-type: none"> <li>• Failure to pay any amount of principal on the Extended Final Maturity Date</li> <li>• A default in the payment of an amount of interest on any interest payment date</li> </ul>
<b>Rating agencies:</b>	<ul style="list-style-type: none"> <li>• Moody's Aaa</li> <li>• Fitch AAA</li> </ul>
<b>Additional liquidity</b>	<ul style="list-style-type: none"> <li>• 3 months interest payments are covered by liquid bonds of credit quality Step 1 ("AA-" or better). (Fitch requirement)</li> <li>• To ensure timely payment of interests</li> </ul>
<b>Cover Pool Monitor:</b>	<ul style="list-style-type: none"> <li>• KPMG</li> </ul>

	Moody's	Fitch
Over-collateralisation	28%	39%, expected to decrease upon further bond issuance
	TPI Cap Probable	D-cap 4 (moderate risk)



# Benchmark issuance KBC covered bonds

- **Since establishment of the covered bond programme KBC has issued four benchmark issuances:**
  - The inaugural EUR covered bond was issued in December 2012 for an amount of EUR 1.25 billion with a 5 years maturity at Mid swaps+30bp
  - On 24th January 2013, KBC Bank launched its second EUR covered benchmark issue for an amount of € 750 million with a 10 year maturity at Mid swaps+36bp
  - KBC Bank launched its third EUR covered benchmark issue for an amount of € 1 billion with a 7 year maturity at Mid swaps+16bp
  - On 29<sup>th</sup> august 2013, KBC Bank launched its fourth EUR covered benchmark issue for an amount of € 750 million with a 3 year maturity at Mid swaps+5bp



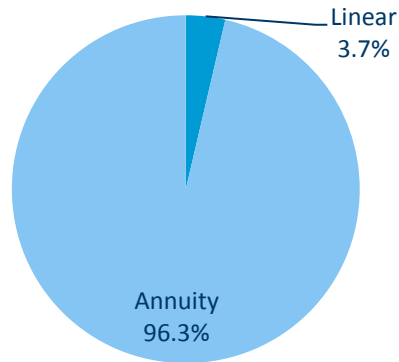
# Key cover pool characteristics (1/3)

Investor reports, final terms and prospectus are available on [www.kbc.com/covered\\_bonds](http://www.kbc.com/covered_bonds)

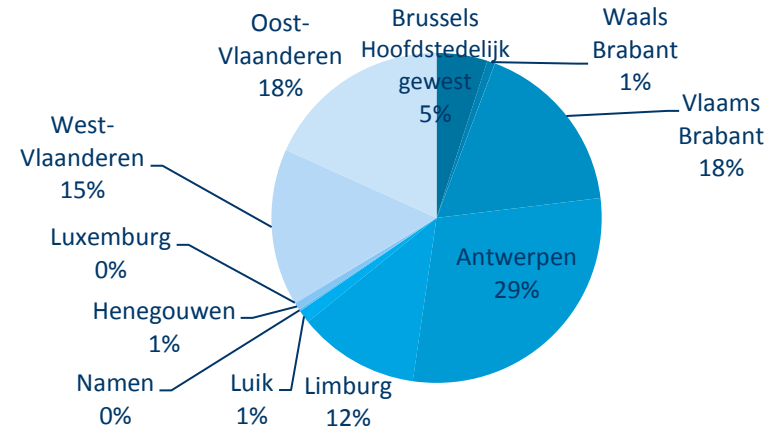
<b>Data based on preliminary portfolio data as of :</b>	<b>30 June 2013</b>
Total Outstanding Principal Balance	6,102,626,139
Total value of the assets for the over-collateralisation test	5,440,703,385
No. of Loans	57,296
Average Current Loan Balance per Borrower	136,506
Maximum Loan Balance	1,000,000
Minimum Loan Balance	1,000
Number of Borrowers	44,706
Longest Maturity	359 month
Shortest Maturity	1 month
Weighted Average Seasoning	26 months
Weighted Average Remaining Maturity	221 months
Weighted Average Current Interest Rate	3.42%
Weighted Average Current LTV	69.71%
No. of Loans in Arrears(+30days)	50
Direct Debit Paying	97%

# Key cover pool characteristics (2/3)

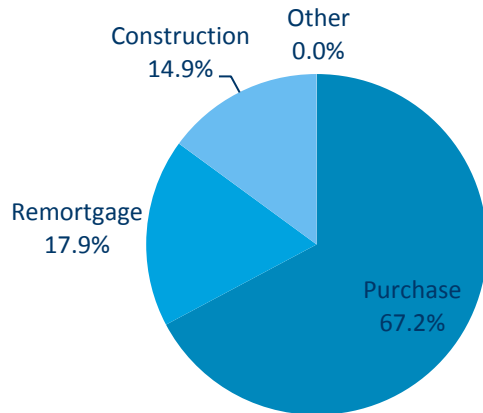
REPAYMENT TYPE (LINEAR VS. ANNUITY)



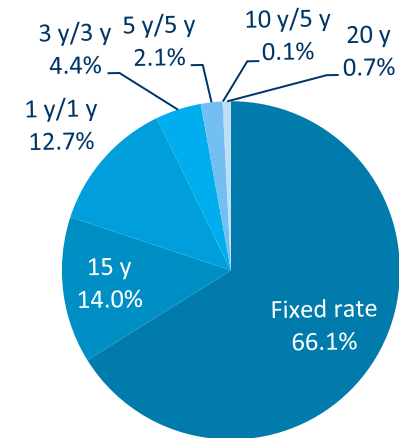
GEOGRAPHICAL ALLOCATION



LOAN PURPOSE

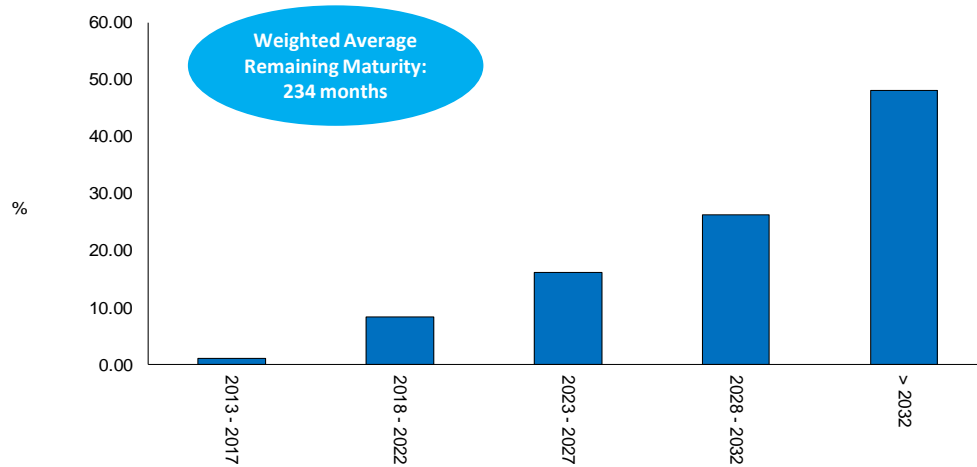


INTEREST RATE TYPE (FIXED PERIODS)

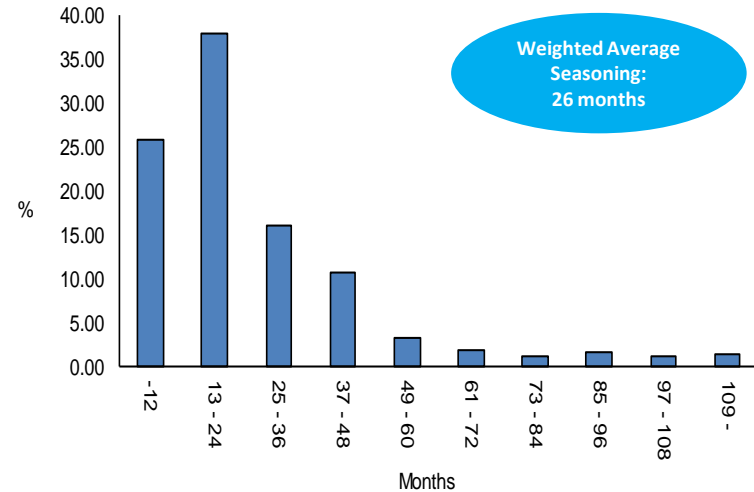


# Key cover pool characteristics (3/3)

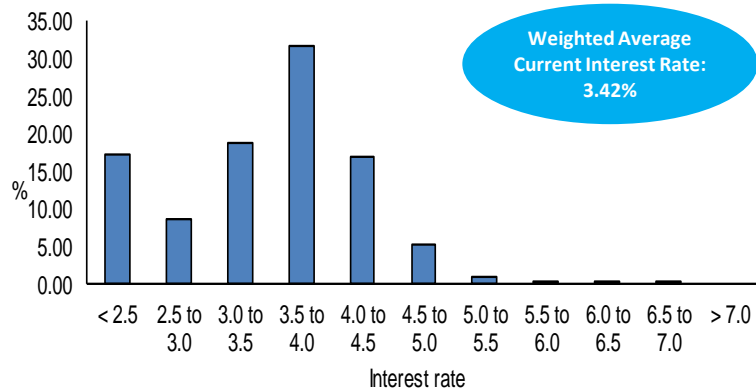
## FINAL MATURITY DATE



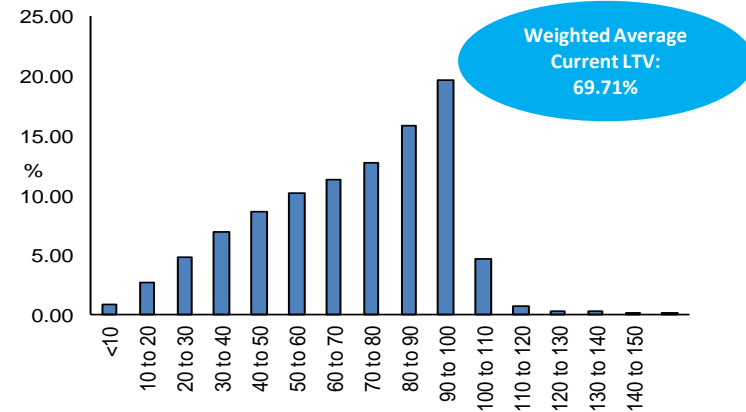
## SEASONING



## INTEREST RATE



## CURRENT LIV



# Key messages

- **KBC Bank has strong and diversified financial performance**
  - Strong core banking operations in Belgium and CEE region
  - Highly liquid – a loyal deposit base and low refinancing needs
  - Conservative risk profile – credit costs in the Belgian private persons segment around 5 bp at 2Q2013
  - Well capitalised – pro forma\* CT1 Ratio of 12.6% at the end of June 2013 at KBC Group
  
- **Sound economic picture provides strong support for Belgian housing market**
  - High private savings ratio of 17%
  - Belgian unemployment is significantly below the EU average
  - Demand still outstrips supply
  
- **KBC's covered bonds are backed by strong legislation and superior collateral**
  - KBC's Covered Bonds are rated Aaa/AAA (Moody's/Fitch) rated
  - Cover pool: Belgian residential mortgage loans
  - Strong Belgian legislation – inspired by German Pfandbriefen law
  - KBC has a disciplined origination policy – 2007 to 2012 average residential mortgage loan losses below 2 bp
  - CRD and UCITS compliant / 10% risk-weighted
  
- **As at 29 August 2013 KBC already issued four successful benchmark covered bonds (3, 5, 7 and 10 year)**

\* 1H13 pro forma CT1 includes the effects of the accelerated repayment of 1.17bn EUR of State aid to the Flemish Regional Government (+50% penalty), the impact of the transfer of part of the shareholder loans and the impact of the signed divestment of KBC Banka

# Contents

Page nr.

<b>1</b>	Key highlights of KBC Group/Bank	<b>6</b>
<b>2</b>	Overview of Belgian housing and mortgage market	<b>18</b>
<b>3</b>	Review of Belgian covered bond legislation	<b>25</b>
<b>4</b>	KBC Bank residential mortgage covered bond programme	<b>31</b>
<b>5</b>	Appendices	<b>39</b>

# Appendices

Page nr.

<b>1</b>	Initial mortgage selection criteria	<b>40</b>
<b>2</b>	Underwriting and approval process	<b>42</b>
<b>3</b>	Credit risk management	<b>44</b>
<b>4</b>	Additional financial information on KBC	<b>47</b>
<b>5</b>	Supplementary information on Belgian mortgage market	<b>54</b>

# Mortgage selection criteria

- The Mortgage Loans have all been originated under the Mortgage Credit Act;
- The Mortgage Loans and Related Security is governed by Belgian law;
- The Mortgage Loans are granted with respect to Real Estate in Belgium;
- The Mortgage Loans have all been originated on or after 1st January 1995;
- The Mortgage Loans have all been originated by the Originator in its ordinary course of business;
- The Mortgage Loans comply in all respects with all applicable laws including mortgage credit and consumer protection legislation;
- The Mortgage Loans are all secured by a first ranking Mortgage, together, as the case may be, with a second ranking Mortgage and/or a mandate to create Mortgages over the Mortgaged Asset in favour of the Originator;
- The Mortgage Loans are all fixed rate or variable rate Mortgage Loans;
- The maximum lifetime for the Mortgage Loans does not exceed 30 years as from the date of full disbursement;
- The Mortgage Loans are either Annuity Mortgage Loans, Linear Mortgage Loans or Interest-only Mortgage Loans;
- The Mortgage Loans are not in Arrears;
- The Mortgage Loans are all fully disbursed;
- In respect of each Mortgage Loan, at least one Instalment has been received
- Each Mortgage Receivable, except Mortgage Receivables under Interest-only Mortgage Loans is repayable by way of monthly Instalments;
- The Current Balance on the Cut-off Date of each Mortgage Loan is not less than EUR 1,000 and does not exceed EUR 1,000,000;
- The Borrowers of the Mortgage Loans can be employees of KBC Bank
- Maximum Loan To Mortgage of 500%
- Maximum Current Loan to Value of 150%

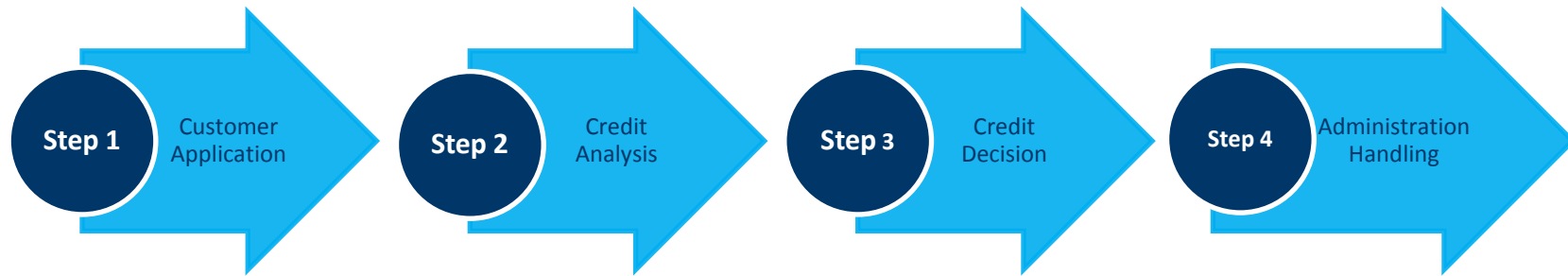


# Appendices

Page nr.

<b>1</b>	Initial mortgage selection criteria	<b>40</b>
<b>2</b>	Underwriting and approval process	<b>42</b>
<b>3</b>	Credit risk management	<b>44</b>
<b>4</b>	Additional financial information on KBC	<b>47</b>
<b>5</b>	Supplementary information on Belgian mortgage market	<b>54</b>

# Underwriting and approval process



## Step 1

### Standard Application Form

- i. Information on the project (investment and financing plan, what is the total cost and how is it going to be financed?)
- ii. Information on the customer: personal data and information on his assets and liabilities

## Step 2

### Supported by behavioural and application scoring

- i. Property valuation (guarantees)
- ii. Ratios - loan-to-value ratio and debt-to-income ratio
- iii. Credit history of the customer
- iv. Income check

## Step 3

### 85 % of the loans is decided by the local branch

The registration system KPD decides if the branch manager is authorised, which depends on:

- i. The risk-appreciation (= result of application scoring)
- ii. The guarantees

The registration system KPD also defines how many people must take the decision and what delegation they must have

## Step 4

### Output

- Written offer for the client (= legally required) input for the notary

- After signing and registration of the notarial deed loan file is transferred to the bookkeeping department
- Full disbursement within 12 months of notarisation - can be extended once with max. 12 months
- Building or renovation bills must be presented

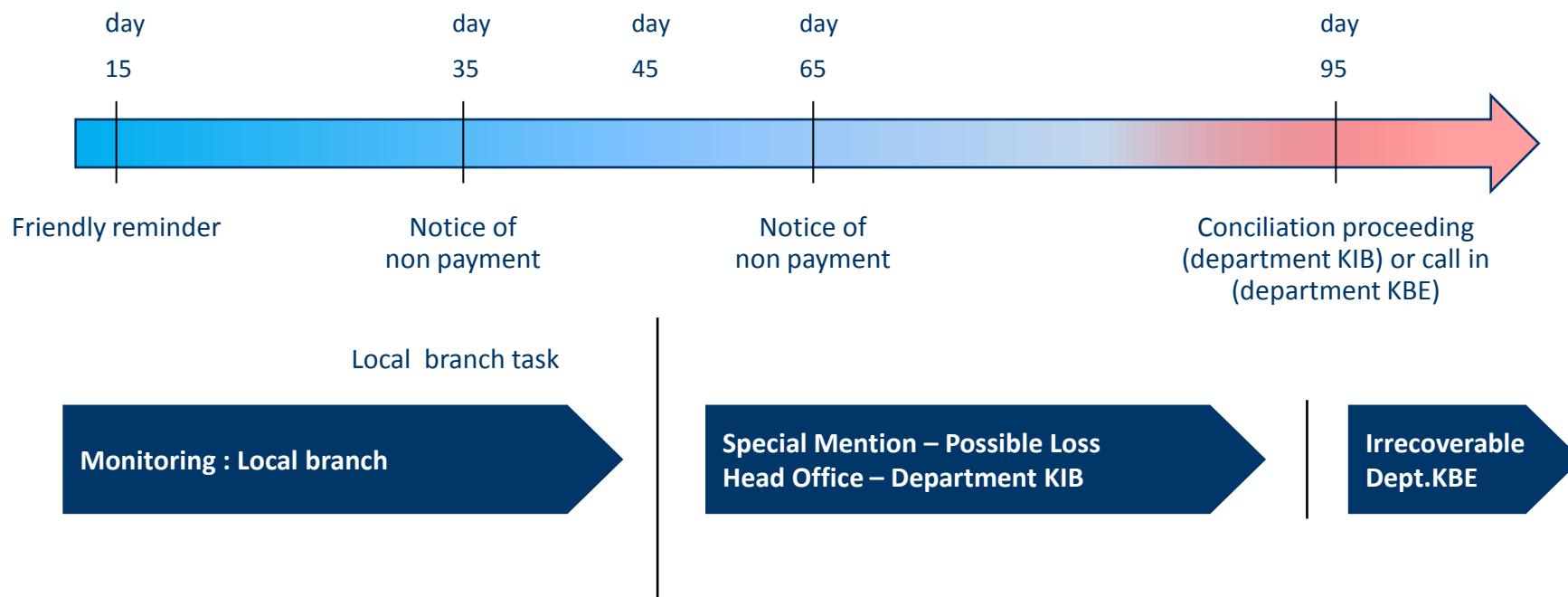
# Appendices

Page nr.

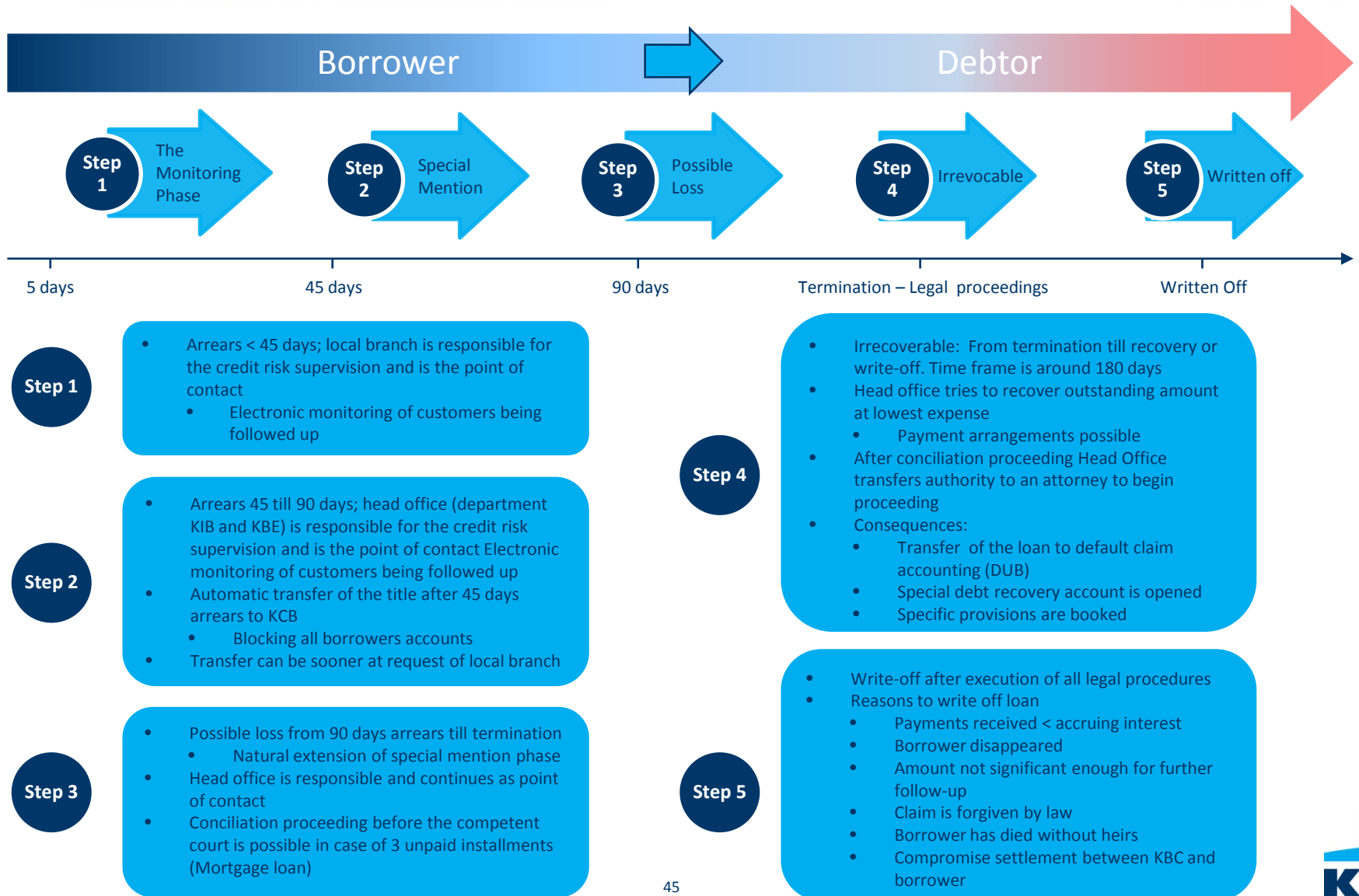
<b>1</b>	Initial mortgage selection criteria	<b>40</b>
<b>2</b>	Underwriting and approval process	<b>42</b>
<b>3</b>	Credit risk management	<b>44</b>
<b>4</b>	Additional financial information on KBC	<b>47</b>
<b>5</b>	Supplementary information on Belgian mortgage market	<b>54</b>

# Start of credit risk monitoring: automatic processes

- Main risk warning signal : detection of arrears in payment
- Monthly review of the credit portfolio : start of Monitoring phase if arrears > 5 days
- Daily review of the credit portfolio : start of special follow-up phase if arrears = 45 days
- Dunning procedure
  - Automatic friendly reminder after 15 days arrears
  - Notice of default after 35 days arrears



# Credit risk management: various phases



# Appendices

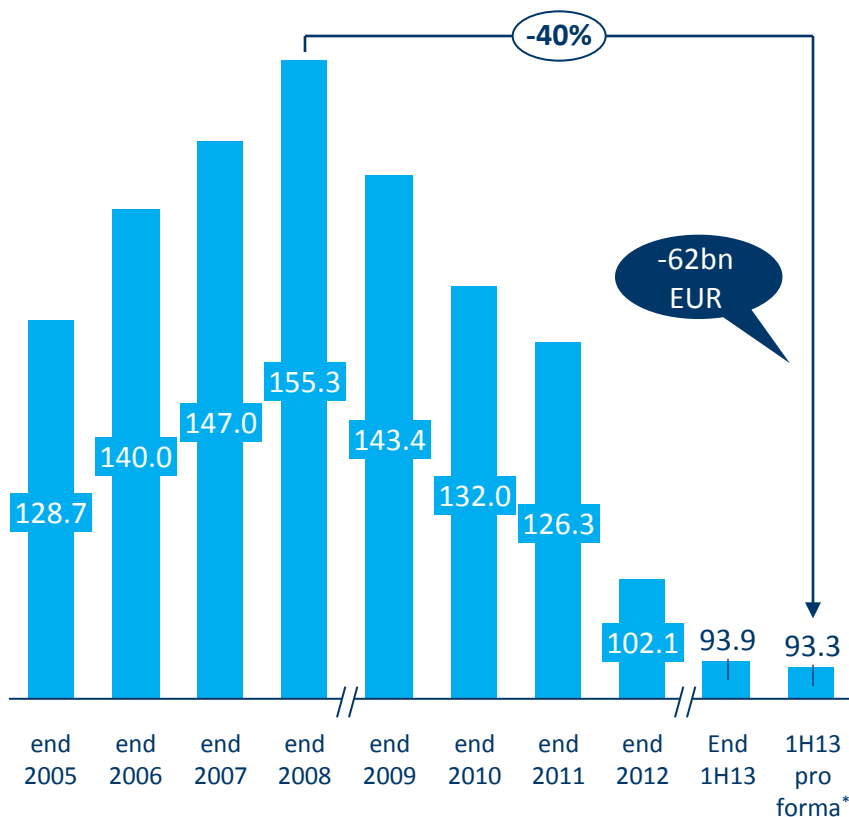
Page nr.

<b>1</b>	Initial mortgage selection criteria	<b>40</b>
<b>2</b>	Underwriting and approval process	<b>42</b>
<b>3</b>	Credit risk management	<b>44</b>
<b>4</b>	Additional financial information on KBC	<b>47</b>
<b>5</b>	Supplementary information on Belgian mortgage market	<b>54</b>

# RWA reduced by more than initially planned

- 40% reduction in risk weighted assets between the end of 2008 and 1H13** due mainly to divestment activities
  - Further progress on divestments: the sale of Absolut Bank is completed, and we have signed agreement to sell KBC Banka
  - The 4.7bn EUR RWA reduction during 2Q13 was attributable chiefly to the further reduction of loan exposure in foreign branches and LGD model changes (both in the Belgian BU), next to the divestment of Absolut Bank and the further reduced CDO exposure (both in Group Centre)

KBC GROUP RISK WEIGHTED ASSETS (bn EUR)



SELECTED DIVESTMENTS	
KBC FP Convertible Bonds	✓
KBC FP Asian Equity Derivatives	✓
KBC FP Insurance Derivatives	✓
KBC FP Reverse Mortgages	✓
KBC Peel Hunt	✓
KBC AM in the UK	✓
KBC AM in Ireland	✓
KBC Securities BIC	✓
KBC Business Capital	✓
Secura	✓
KBC Concord Taiwan	✓
KBC Securities Romania	✓
KBC Securities Serbia	✓
Organic wind-down of international MEB loan book outside home markets	✓
Centea	✓
Fidea	✓
Warta	✓
KBL European Private Bankers	✓
Zagiel	✓
Kredyt Bank	✓
NLB	✓
Absolut Bank	✓
KBC Banka	Signed
KBC Bank Deutschland	Work-in-progress
Antwerp Diamond Bank	Work-in-progress

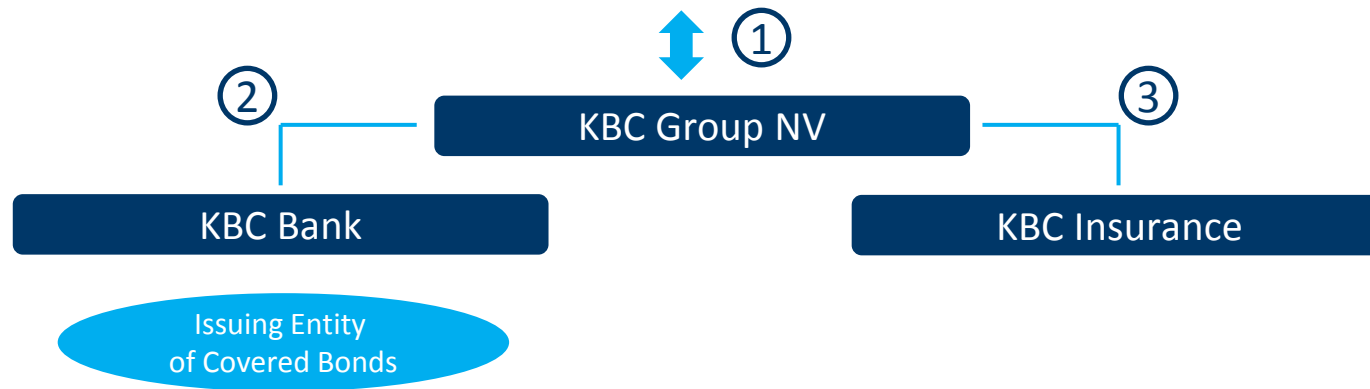
\* Including the effects of the KBC Banka divestment



# Assessment of state aid position

- OVERVIEW OF CAPITAL TRANSACTIONS WITH THE BELGIAN STATE AND THE FLEMISH REGIONAL GOVERNMENT

## BELGIAN STATE (FEDERAL HOLDING AND INVESTMENT COMPANY) AND FLEMISH REGIONAL GOVERNMENT

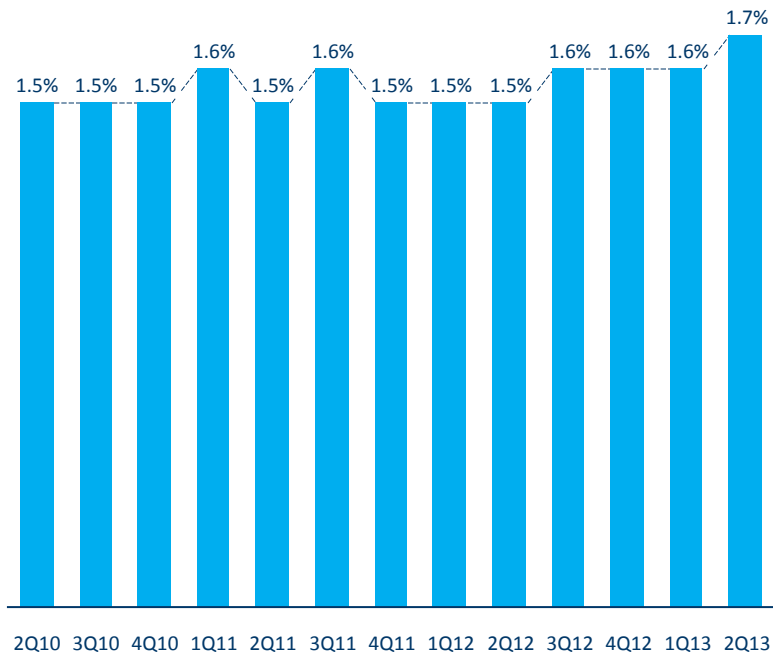


1. KBC Group NV Issues 7bn EUR of non-voting core-capital instruments to the Belgian State (3.5bn EUR) and the Flemish Regional Government (3.5bn EUR) - ***(Instruments to the Belgian State fully repaid in 2012 and at the beginning of July 2013 1.17bn of instruments repaid to the Flemish Regional Government)***
2. Subscription to new ordinary shares of KBC Bank for a total of 5.5bn EUR
3. Subscription to new ordinary shares of KBC Bank for a total of 1.5bn EUR



# Loan book credit quality

BELGIAN retail/SME NPL PROGRESSION (2010-2Q13)



## LOAN BOOK OVERVIEW

- Customer loan book: 132bn EUR at end June 2013
  - 41% residential mortgages
  - 3% consumer finance
  - 15% other retail loans
  - 42% SME/corporate loans
- Largely sold through own branches
- Total Group NPL at 5.5% at end 2Q13
  - 3.3% in BU Czech Republic and 2.3% in BU Belgium
- NPL coverage ratio for KBC Group at 65% at end 2Q13

# Net CDO exposure further reduced (2Q 2013)

IN BN EUR	NET CDO EXPOSURE	OUTSTANDING MARKDOWNS
<ul style="list-style-type: none"> <li>■ CDO exposure protected with MBIA</li> <li>■ Other CDO exposure</li> </ul>	5.3	-0.1
	1.1	-0.3
<b>TOTAL</b>	<b>6.3</b>	<b>-0.4</b>

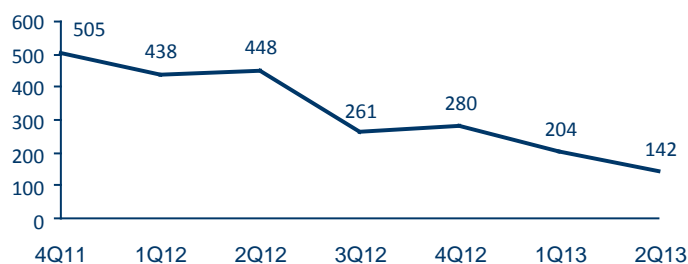
**Exposure reduction** to the tune of 4.5bn EUR thanks to the collapsing of several CDOs. Please note that the net CDO exposure excludes all expired, unwound or terminated CDO positions and after settled credit events (3.1bn EUR)

REMINDER: CDO exposure largely covered by a State guarantee

**We continue to look at our CDO exposure in an opportunistic way:** we will reduce further if the net negative impact is limited (taking into account the possible P&L impact, the value of the State guarantee and the RWA reduction)

**P&L sensitivity further decreased by 30%** in the second quarter of 2013 mainly due to the de-risking activities and the lowering of the provisioning rate for MBIA from 80% to 60%

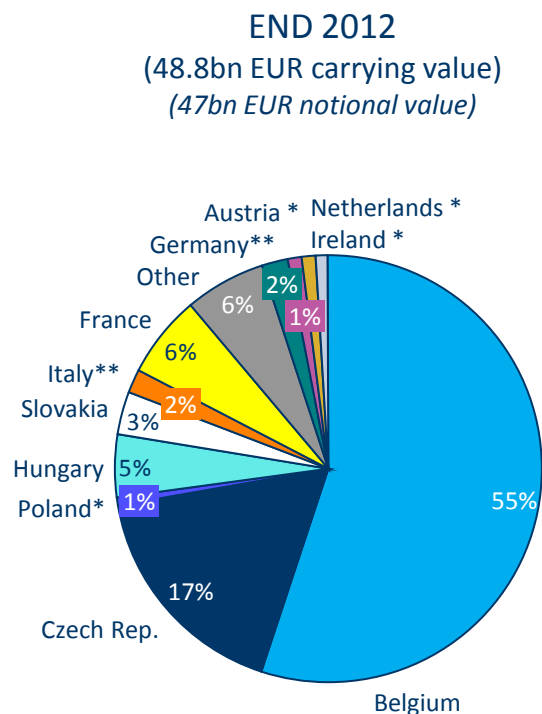
NEGATIVE P&L IMPACT<sup>1</sup> (m EUR) OF A 50% WIDENING IN CORPORATE AND ABS CREDIT SPREADS



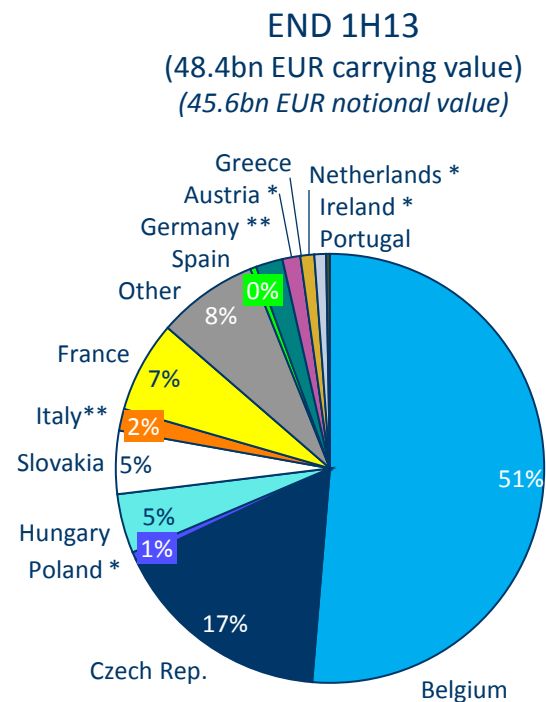
1. Taking into account the guarantee agreement with the Belgian State

# Government bond portfolio – Carrying value

- Carrying value of 48.4bn EUR in government bonds (excl. trading book) at end of 1H13, primarily as a result of a significant excess liquidity position and the reinvestment of insurance reserves into fixed-income instruments
- Carrying value of GIIPS exposure amounted to 1.6bn EUR at end of 1H13



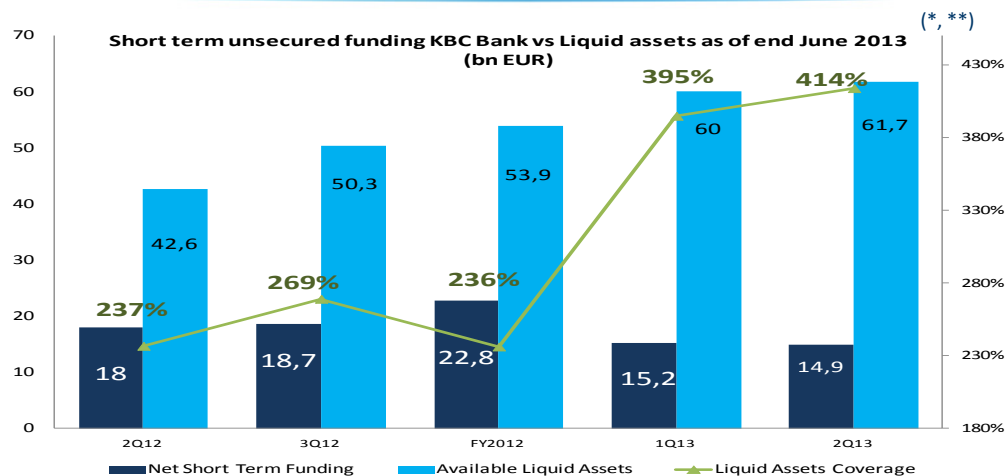
(\* ) 1%, (\*\* ) 2%



(\* ) 1%, (\*\* ) 2%

\* Carrying value is the amount at which an asset [or liability] is recognised: for those not valued at fair value this is after deducting any accumulated depreciation (amortisation) and accumulated impairment losses thereon, while carrying amount is equal to fair value when recognised at fair value

## Solid liquidity position (2)



\* In line with IFRS5, the situation at the end of 2Q13 excludes the divestments that have not yet been completed (KBC Deutschland, KBC Banka, & ADB)

\*\* Graphs are based on Note 18 of KBC's quarterly report, except for the 'available liquid assets' and 'liquid assets coverage', which are based on the KBC Group Treasury Management Report

Ratios	2Q13	Target 2015
NSFR <sup>1</sup>	107%	105%
LCR <sup>1</sup>	125%	100%

<sup>1</sup> LCR (Liquidity Coverage ratio) and NSFR (Net Stable Funding Ratio) are calculated based on KBC's interpretation of current Basel Committee guidance, which may change in the future. The LCR can be relatively volatile in future due to its calculation method, as month-to-month changes in the difference between inflows and outflows can cause important swings in the ratio even if liquid assets remain stable

- The **available liquid assets** increased slightly in comparison with the end of 1Q13, due primarily to:
  - Increased investments in high liquidity assets
  - Reduction in secured funding in 2Q13
- Therefore, the already **solid liquidity position further strengthened**
  - Unencumbered assets are now more than 4 times the amount of the net recourse on short-term wholesale funding
  - Funding from non-wholesale markets is stable funding from core customer segments in our core markets

- **NSFR at 107% and LCR at 125% by the end of 2Q13**
  - In compliance with the implementation of Basel 3 liquidity requirements, KBC is targeting LCR and NSFR of at least 100% and 105%, respectively by 2015. KBC's target for LCR is well above regulatory requirement of only 60% in 2015. There is no regulatory requirement yet for NSFR

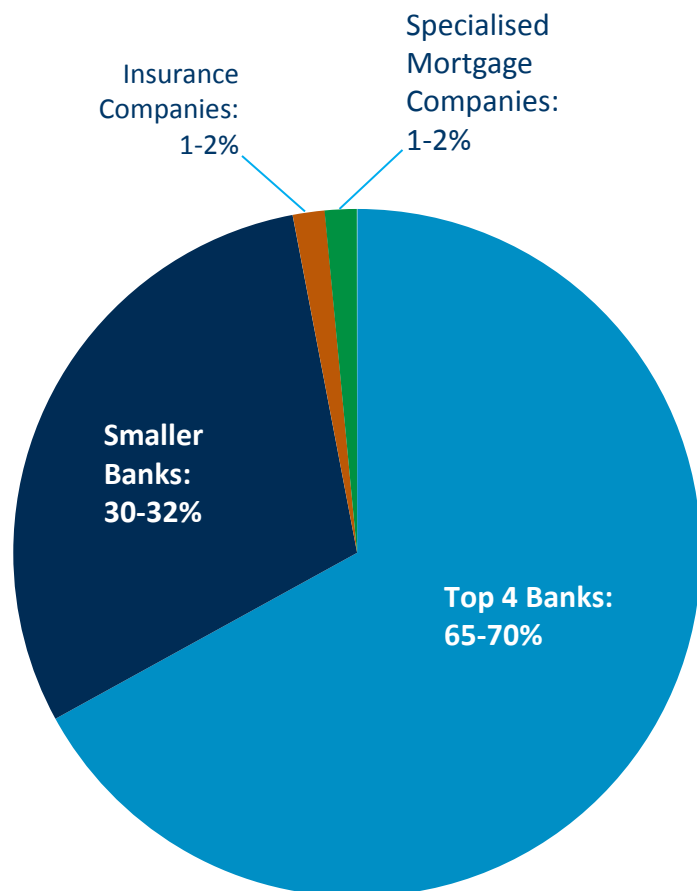
# Appendices

Page nr.

<b>1</b>	Initial mortgage selection criteria	<b>40</b>
<b>2</b>	Underwriting and approval process	<b>42</b>
<b>3</b>	Credit risk management	<b>44</b>
<b>4</b>	Additional financial information on KBC	<b>47</b>
<b>5</b>	Supplementary information on Belgian mortgage market	<b>54</b>

# Lending market dominated by banks

## MARKET SHARES OF BELGIAN MORTGAGE MARKET



## LENDING MARKET DOMINATED BY BANKS

- The four biggest market participants, KBC Bank NV, Belfius, BNP Paribas Fortis and ING control nearly 70 per cent of the mortgage lending market
- Other credit and financial institutions (smaller banks, insurance companies, savings banks) and mortgage shops cover the remaining 30 per cent
- In 2012, KBC Bank NV held a solid market share of 19% of total outstanding mortgage loans
- The role of brokers is de minimis
  - The mortgage market is 95% dominated by banks, hence deeper insight into the financial situation of the mortgage taker
  - Banks also have far better control over credit quality and affordability of mortgage takers

# Contact Details

## Wim Allegaert

*General Manager, Investor Relations*

Email: [wim.allegaert@kbc.be](mailto:wim.allegaert@kbc.be)

Work: (+32) (0)2 429 50 51

Mobile: (+32) (0)474 97 74 33

## Kurt de Baenst

*Investor Relations Manager*

Email: [kurt.debaenst@kbc.be](mailto:kurt.debaenst@kbc.be)

Work: (+32) (0)2 429 35 73

Mobile: (+32) (0)472 50 04 27

## Alpha Peeters

*Investor Relations Analyst*

Email: [alpha.peeters@kbc.be](mailto:alpha.peeters@kbc.be)

Work: (+32) (0)2 429 17 41

Mobile: (+32) (0)477 90 40 26

## Mark Stout

*Manager KBC Credit Investments  
Structuring*

Email: [mark.stout@ci.kbc.be](mailto:mark.stout@ci.kbc.be)

Work: (+32) (0)2 417 41 98

## Enzo Soi

*Structurer, KBC Credit Investments*

Email: [innocenzo.soi@ci.kbc.be](mailto:innocenzo.soi@ci.kbc.be)

Work: (+32) (0)2 417 35 51

---

Contact information  
Investor Relations Office  
E-mail : [investor.relations@kbc.com](mailto:investor.relations@kbc.com)

---

visit [www.kbc.com](http://www.kbc.com) for the latest update