

1) Status of the notification

Final

2) Issuer

Name: KBC GROUP
Identification number: 0403-227-515

3) Reason for the notification

Acquisition or disposal of voting securities or voting rights



4) Notification by

A parent undertaking or a controlling person



5) Persons subject to the notification requirement

Name	Address (for legal entities)
FMR LLC	The Corporation Trust Center, 1209 Orange Street, Wilmington, New Castle County, Delaware 19801



6) Persons that dispose of voting rights (only to be filled in if art. 7 of the Law applies)

Name	Address (for legal entities)



Please continue entering the information in **part II** concerning the persons referred to in Sections 5 and 6

Part II

7) Date on which the threshold is crossed

06/09/2018 (DD/MM/YYYY)

8) Threshold that is crossed (in %)

3

If the holding has fallen below the lowest threshold, you have the option of not entering any numbers in Section 10

9) Denominator

415,897,567

Please enter the denominator before filling in the data


10) Notified details

A) Voting rights	Previous notification # of voting rights	After the transaction			
		# of voting rights		% of voting rights	
		Linked to securities	Not linked to the securities	Linked to securities	Not linked to the securities
Holders of voting rights					
FMR LLC		0		0.00%	
CROSBY ADVISORS LLC		30,365		0.01%	
FIAM LLC		515,544		0.12%	
Fidelity Institutional Asset Management Trust Company		906,099		0.22%	
FMR CO., INC		9,278,184		2.23%	
FMR INVESTMENT MANAGEMENT (UK) LIMITED		1,801,598		0.43%	




STRATEGIC ADVISERS LLC		27		0.00%	
Subtotal		12,531,817		3.01%	
TOTAL		12,531,817	0	3.01%	0.00%

-
+

 Start with "groups" of holders. Add subtotals with Σ , and then finish with the persons who are "alone".
 For groups, start with the ultimate controlling natural person or legal entity.
 The totals, subtotals and % will be updated once you have clicked on <CALCULATE>.

B) Equivalent financial instruments	After the transaction						
	Holdings of equivalent financial instruments	Type of financial instrument	Expiration date	Exercise period or date	# of voting rights that may be acquired if the instrument is exercised	% of voting rights	Settlement
					0	0.00%	
TOTAL					0	0.00%	

 The totals will be updated once you have clicked on <CALCULATE>

TOTAL (A & B)	# of voting rights	% of voting rights
	CALCULATE	12,531,817 3.01%

11) Full chain of controlled undertakings through which the holding is effectively held, if applicable

The holdings attributed to FMR LLC arise from holdings of various undertakings for collective investment that are managed by Crosby Advisors LLC, FIAM LLC, Fidelity Institutional Asset Management Trust Company, FMR Co., Inc., FMR Investment Management (UK) Limited and Strategic Advisers LLC each of which are entities that are subsidiaries of and controlled by FMR LLC. These undertakings for collective investment have granted FMR LLC discretionary power to vote the securities in accordance with the FMR LLC board proxy voting policy. FMR LLC is not a controlled undertaking. Please see the attached schedule for a full breakdown.

12) In case of proxy voting for only one GM


Holder will cease to hold / will hold again 0 voting rights as of (DD/MM/YYYY)

13) Additional information

Done at Dublin

On 12/09/2018 (DD/MM/YYYY)

Name & capacity Paul Clark, Manager, Regulatory Reporting

Signature 

KBC GROUP

Full chain of controlled undertakings through which the voting rights and/or the financial instruments are effectively held starting with the ultimate controlling natural person or legal entity:

Name	% of shares and voting rights		% of shares and voting rights held through		Total of both	
	Shares	Voting Rights	Shares	Voting Rights	Shares	Voting Rights
FMR LLC Fidelity Management & Research Company FMR Co., Inc	2.23	2.23	-	-	2.23	2.23
FMR LLC FIAM Holdings LLC. Fidelity Institutional Asset Management Trust Company	0.22	0.22	-	-	0.22	0.22
FMR LLC FIAM Holdings LLC. FIAM LLC	0.12	0.12	-	-	0.12	0.12
FMR LLC Fidelity Management & Research Company Fidelity Management & Research (U.K.) Inc. FMR Investment Management (UK) Limited	0.43	0.43	-	-	0.43	0.43
The Crosby Company of New Hampshire LLC * Crosby Advisors LLC	0.01	0.01	-	-	0.01	0.01
FMR LLC Fidelity Advisory Holdings LLC, Strategic Advisers LLC	0.00	0.00	-	-	0.00	0.00
Total	3.01	3.01	-	-	3.01	3.01

As of the 06 September 2018

* The Crosby Company of New Hampshire LLC is not a wholly owned subsidiary of FMR LLC. However due to the common control of FMR LLC and The Crosby Company of New Hampshire LLC, holdings have been aggregated for the purpose of this disclosure.